



**PRESTAR RESOURCES BERHAD**

(123066-A)



ANNUAL REPORT

**2013**

LAPORAN TAHUNAN

## CONTENTS

---

- 2 Notice of Annual General Meeting
- 8 Corporate Information
- 9 Group Financial Highlights
- 10 Corporate Structure
- 11 Chairman's Statement
- 13 Board of Directors' Profile
- 16 Statement on Corporate Governance
- 22 Additional Compliance Information
- 23 Audit Committee Report
- 27 Statement on Risk Management and Internal Control
- 28 Statement of Directors' Responsibility

## FINANCIAL STATEMENTS

---

- 30 Directors' Report
- 34 Statement by Directors
- 34 Statutory Declaration
- 35 Independent Auditors' Report
- 37 Statements of Financial Position
- 38 Statements of Profit or Loss and Other Comprehensive Income
- 39 Consolidated Statement of Changes in Equity
- 40 Statement of Changes in Equity
- 41 Statements of Cash Flows
- 43 Notes to the Financial Statements
- 118 List of Properties
- 119 Statistics of Shareholdings
  - Form of Proxy



**NOTICE IS HEREBY GIVEN THAT** the Twenty-Ninth Annual General Meeting of Prestar Resources Berhad will be held at Dewan Berjaya, Bukit Kiara Equestrian & Country Resort, Jalan Bukit Kiara, Off Jalan Damansara, 60000 Kuala Lumpur, Wilayah Persekutuan on Friday, 20 June 2014 at 10.00 a.m. for the following purposes:-

#### AGENDA

1. To receive the Audited Financial Statements for the financial year ended 31 December 2013 together with the Reports of the Directors and the Auditors thereon.
2. To approve the declaration of the Final Single-Tier Dividend of 4.0% (2.0 sen per ordinary share) for the financial year ended 31 December 2013. (Resolution 1)
3. To sanction the payment of Directors' Fees for the financial year ended 31 December 2013. (Resolution 2)
4. To re-elect the following Directors who retire pursuant to Article 105 of the Company's Articles of Association, and being eligible, have offered themselves for re-election:-
  - (a) Mr. Toh Yew Keat (Resolution 3)
  - (b) Mr. Toh Yew Kar (Resolution 4)
  - (c) Mr. Toh Yew Seng (Resolution 5)
5. To pass the following resolution pursuant to Section 129(6) of the Companies Act, 1965:-
 

"That pursuant to Section 129(6) of the Companies Act, 1965, Mr. Lou Swee You who has attained the age of over seventy (70) years, be and is hereby re-appointed as Director of the Company and to hold office until the conclusion of the next Annual General Meeting."

(Resolution 6)
6. To re-appoint Messrs. BDO as Auditors of the Company until the conclusion of the next Annual General Meeting of the Company and to authorise the Directors to fix their remuneration. (Resolution 7)
7. As Special Business:
 

To consider and, if thought fit, with or without any modification, to pass the following resolutions which will be proposed as ordinary resolutions:-

  - (a) **ORDINARY RESOLUTION NO. 1**  
**- AUTHORITY TO ISSUE SHARES PURSUANT TO SECTION 132D OF THE COMPANIES ACT, 1965**

"**THAT** subject to Section 132D of the Companies Act, 1965 and approvals of the relevant governmental/regulatory authorities, the Directors be and are hereby empowered to issue and allot shares in the Company, at any time and upon such terms and conditions and for such purposes as the Directors may, in their absolute discretion, deem fit, provided that the aggregate number of shares issued pursuant to this resolution does not exceed ten per centum (10%) of the issued and paid-up share capital of the Company for the time being and the Directors be and are also empowered to obtain approval for the listing of and quotation for the additional shares so issued on Bursa Malaysia Securities Berhad;

**AND THAT** such authority shall commence immediately upon the passing of this resolution and continue to be in force until the conclusion of the next Annual General Meeting of the Company."

(Resolution 8)



**(b) ORDINARY RESOLUTION NO. 2  
- PROPOSED RENEWAL OF SHARE BUY-BACK AUTHORITY**

**"THAT**, subject to the Companies Act, 1965 ("the Act"), rules, regulations and orders made pursuant to the Act, provisions of the Company's Memorandum and Articles of Association and the requirements of Bursa Malaysia Securities Berhad ("Bursa Securities") and any other relevant authorities, the Directors of the Company be and are hereby authorised to make purchases of ordinary shares of RM0.50 each in the Company's issued and paid-up share capital through Bursa Securities subject further to the following:-

1. the maximum number of ordinary shares of RM0.50 each in the Company ("Shares") which may be purchased and/or held by the Company shall be equivalent to ten per centum (10%) of the issued and paid-up share capital for the time being of the Company;
2. the maximum fund to be allocated by the Company for the purpose of purchasing the Shares shall not exceed the aggregate of the retained profits or the share premium of the Company based on the audited financial statements for the financial year ended 31 December 2013 of RM15,529,316 and RM1,686,905 respectively;
3. the authority conferred by this resolution will commence immediately upon passing of this ordinary resolution and will continue to be in force until:-
  - (a) the conclusion of the next Annual General Meeting ("AGM") of the Company following the general meeting at which such resolution was passed at which time it shall lapse unless by ordinary resolution passed at that meeting, the authority is renewed, either unconditionally or subject to conditions;
  - (b) the expiration of the period within which the next AGM after that date is required by law to be held; or
  - (c) revoked or varied by ordinary resolution passed by the shareholders of the Company in general meeting,

whichever occurs first, but not so as to prejudice the completion of purchase(s) by the Company before the aforesaid expiry date and, in any event, in accordance with the provisions of the guidelines issued by Bursa Securities and any prevailing laws, rules, regulations, orders, guidelines and requirements issued by any relevant authorities; and

4. upon completion of the purchase(s) of the Shares by the Company, the Directors of the Company be and are hereby authorised to deal with the Shares in the following manner:-
  - (i) cancel the Shares so purchased; or
  - (ii) retain the Shares so purchased as treasury shares; or
  - (iii) retain part of the Shares so purchased as treasury shares and cancel the remainder;

the treasury shares of which may be distributed as dividends to shareholders, and/or resold on Bursa Securities, and/or subsequently cancelled;

and in any other manner as prescribed by the Act, rules, regulations and orders made pursuant to the Act and the requirements of Bursa Securities and any other relevant authorities for the time being in force,



**AND THAT** the Directors of the Company be and are hereby authorised to take all such steps as are necessary or expedient to implement or to effect the purchase(s) of the Shares.”

(Resolution 9)

**(c) ORDINARY RESOLUTION NO. 3**

**- PROPOSED RENEWAL OF SHAREHOLDERS' MANDATE FOR RECURRENT RELATED PARTY TRANSACTIONS OF A REVENUE OR TRADING NATURE WITH WEI GIAP HARDWARE SDN. BHD., CHIHO HARDWARE SDN. BHD., Y.K. TOH MARKETING (S) PTE. LTD., WEI SHENG HARDWARE SDN. BHD., SYARIKAT KWONG NAM HING SDN. BHD., LOGAM INDAH SDN. BHD. AND Y.K. TOH (M) SDN. BHD.**

**“THAT**, subject to the Companies Act, 1965 (“the Act”), the Memorandum and Articles of Association of the Company and Bursa Malaysia Securities Berhad Main Market Listing Requirements, approval be and is hereby given to the Company’s subsidiaries to enter into the Recurrent Related Party Transactions with Wei Giap Hardware Sdn. Bhd., Chiho Hardware Sdn. Bhd., Y.K. Toh Marketing (S) Pte. Ltd., Wei Sheng Hardware Sdn. Bhd., Syarikat Kwong Nam Hing Sdn. Bhd., Logam Indah Sdn. Bhd. and Y.K. Toh (M) Sdn. Bhd., as described in Section 2.2 of the Circular to Shareholders dated 26 May 2014 subject further to the following:-

- (i) the Recurrent Related Party Transactions are in the ordinary course of business which are necessary for day-to-day operations and are on terms not more favourable than those generally available to the public; and
- (ii) disclosure is made in the annual report breakdown of the aggregate value of transactions conducted pursuant to the shareholders' mandate during the financial year and that such approval shall, commence immediately upon the passing of this ordinary resolution and continue to be in force until:-
  - (a) the conclusion of the next Annual General Meeting (“AGM”) of the Company following the general meeting at which such mandate was passed, at which time it will lapse, unless by a resolution passed at the meeting, the authority is renewed;
  - (b) the expiration of the period within which the next AGM of the Company after that date it is required to be held pursuant to Section 143(1) of the Act (but must not extend to such extension as may be allowed pursuant to Section 143(2) of the Act); or
  - (c) revoked or varied by resolution passed by the shareholders of the Company in general meeting,

whichever is the earlier,

**AND THAT** the Directors and/or any of them be and are hereby authorised to complete and do all such acts and things (including executing such documents as may be required) to give effect to the transactions contemplated and/or authorised by this ordinary resolution.”

(Resolution 10)

**(d) ORDINARY RESOLUTION NO. 4**

**- RETENTION OF INDEPENDENT NON-EXECUTIVE DIRECTOR**

To retain Tuan Haji Fadzlullah Shuhaimi Bin Salleh as an Independent Non-Executive Director of the Company in accordance with the Malaysian Code on Corporate Governance 2012.

(Resolution 11)

**(e) ORDINARY RESOLUTION NO. 5**

**- RETENTION OF INDEPENDENT NON-EXECUTIVE DIRECTOR**

To retain Mr. Lim Cheang Nyok as an Independent Non-Executive Director of the Company in accordance with the Malaysian Code on Corporate Governance 2012.

(Resolution 12)



8. To transact any other ordinary business for which due notice shall have been given.

## NOTICE OF DIVIDEND ENTITLEMENT

**NOTICE IS ALSO HEREBY GIVEN THAT** the Final Single-Tier Dividend of 4.0% (2.0 sen per ordinary share) in respect of the financial year ended 31 December 2013 will be payable on 18 September 2014 to depositors who are registered in the Record of Depositors at the close of business on 25 August 2014, if approved by members at the forthcoming Twenty-Ninth Annual General Meeting on 20 June 2014.

A Depositor shall qualify for entitlement only in respect of:-

- (a) Securities transferred into the Depositor's Securities Account before 4:00 p.m. on 25 August 2014 in respect of ordinary transfers; and
- (b) Shares bought on Bursa Malaysia Securities Berhad ("Bursa Securities") on a cum entitlement basis according to the Rules of Bursa Securities.

## BY ORDER OF THE BOARD

CHUA SIEW CHUAN (MAICSA 0777689)

CHIN MUN YEE (MAICSA 7019243)

Secretaries

Kuala Lumpur

Dated: 26 May 2014



**Explanatory Note to Special Business:****1. Authority pursuant to Section 132D of the Companies Act, 1965**

The proposed adoption of the Ordinary Resolution No. 1 is for the purpose of granting a renewed general mandate ("General Mandate") and empowering the Directors of the Company, pursuant to Section 132D of the Companies Act, 1965, to issue and allot new shares in the Company from time to time provided that the aggregate number of shares issued pursuant to the General Mandate does not exceed 10% of the issued and paid-up share capital of the Company for the time being. The General Mandate, unless revoked or varied by the Company in general meeting, will expire at the conclusion of the next Annual General Meeting of the Company.

The General Mandate will provide flexibility to the Company for allotment of shares for any possible fund raising activities for the purpose of funding future investment project(s), working capital and/or acquisition(s).

As at the date of this Notice, no new shares in the Company were issued pursuant to the mandate granted to the Directors at the Twenty-Eighth Annual General Meeting held on 18 June 2013 and which will lapse at the conclusion of the Twenty-Ninth Annual General Meeting.

**2. Authority to renew the purchase of the Company's own shares**

The proposed adoption of the Ordinary Resolution No. 2 is to renew the authority granted by the shareholders of the Company at the Twenty-Eighth Annual General Meeting held on 18 June 2013. The proposed renewal will allow the Board of Directors to exercise the power of the Company to purchase not more than 10% of the issued and paid-up share capital of the Company at any time within the time period stipulated in Bursa Malaysia Securities Berhad Main Market Listing Requirements.

**3. Authority to renew the shareholders' mandate for recurrent related party transactions of a revenue or trading nature**

The proposed adoption of the Ordinary Resolution No. 3 is to renew the Shareholders' Mandate granted by the shareholders of the Company at the Twenty-Eighth Annual General Meeting held on 18 June 2013. The proposed renewal of the Shareholders' Mandate will enable the Group to enter into the Recurrent Related Party Transactions of a Revenue or Trading Nature which are necessary for the Group day-to-day operations, subject to the transactions being in the ordinary course of business and on normal commercial terms which are not more favourable to the related parties than those generally available to the public and are not to the detriment of the minority shareholders of the Company.

**4. Retention as Independent Non-Executive Directors of the Company pursuant to the Malaysian Code on Corporate Governance 2012****(a) Tuan Haji Fadzlullah Shuhaimi Bin Salleh**

Tuan Haji Fadzlullah Shuhaimi Bin Salleh was appointed as an Independent Non-Executive Director of the Company on 18 March 1995, and has, therefore served for more than nine (9) years. As at the date of the notice of the Annual General Meeting, he has served the Company for 19 years. However, he has met the independence guidelines as set out in Chapter 1 of Bursa Malaysia Securities Berhad Main Market Listing Requirements.

The Board, therefore, considers him to be independent and recommends that he should be retained as an Independent Non-Executive Director.

**(b) Mr. Lim Cheang Nyok**

Mr. Lim Cheang Nyok was appointed as an Independent Non-Executive Director of the Company on 28 March 2002, and has, therefore served for more than nine (9) years. As at the date of the notice of the Annual General Meeting, he has served the Company for 12 years. However, he has met the independence guidelines as set out in Chapter 1 of Bursa Malaysia Securities Berhad Main Market Listing Requirements. The Board, therefore, considers him to be independent and recommends that he should be retained as an Independent Non-Executive Director.



Further information on the Proposed Renewal of Share Buy-Back Authority and Proposed Renewal of Shareholders' Mandate for Recurrent Related Party Transactions are set out in the Circular to Shareholders of the Company which is despatched together with the Company's 2013 Annual Report.

**Notes:**

1. In respect of deposited securities, only members whose names appear in the Record of Depositors on 13 June 2014 ("General Meeting Record of Depositors") shall be eligible to attend the Meeting.
2. A member entitled to attend and vote at the Meeting is entitled to appoint more than one (1) proxy to attend and vote in his stead [subject always to a maximum of two (2) proxies of each Meeting]. Where a member appoints more than one (1) proxy, the appointments shall be invalid unless he specifies the proportions of his shareholdings to be represented by each proxy.
3. A proxy may but does not need to be a member of the Company and the provisions of Section 149 (1) (b) of the Companies Act, 1965 need not be complied with. Notwithstanding this, a member entitled to attend and vote at the Meeting is entitled to appoint any person as his proxy to attend and vote instead of the member at the Meeting. There shall be no restriction as to the qualification of the proxy. A proxy appointed to attend and vote at the Meeting shall have the same rights as the member to speak at the Meeting.
4. In the case of a corporate member, the instrument appointing a proxy must be either under its common seal or under the hand of an officer or attorney duly authorised.
5. Where a member of the Company is an exempt authorised nominee which holds ordinary shares in the Company for multiple beneficial owners in one securities account ("omnibus account"), there is no limit to the number of proxies which the exempt authorised nominee may appoint in respect of each omnibus account it holds.
6. The instrument appointing a proxy must be deposited at the Company's Registered Office at Level 7, Menara Milenium, Jalan Damanela, Pusat Bandar Damansara, Damansara Heights, 50490 Kuala Lumpur, Wilayah Persekutuan not less than 48 hours before the time for holding the Meeting or any adjournment thereof.







## BOARD OF DIRECTORS

**Toh Yew Keat**

**Dato' Toh Yew Peng**

**Toh Yew Kar**

**Toh Yew Seng**

**Toh Yew Chin**

**Md. Nahar Bin Noordin**

**Tuan Haji Fadzlullah Shuhaimi Bin Salleh**

**Lou Swee You**

**Lim Cheang Nyok**

Group Executive Chairman

Group Managing Director

Group Executive Director

Group Executive Director

Non-Independent Non-Executive Director

Independent Non-Executive Director

Independent Non-Executive Director

Independent Non-Executive Director

Independent Non-Executive Director



## COMPANY SECRETARIES

Chua Siew Chuan (MAICSA 0777689)

Chin Mun Yee (MAICSA 7019243)

## REGISTERED OFFICE

Level 7, Menara Milenium, Jalan Damanlela,  
Pusat Bandar Damansara, Damansara Heights,  
50490 Kuala Lumpur

Tel. No. : 03-2084 9000

Fax No. : 03-2094 9940/2095 0292



## WEBSITE & E-MAIL

Website : [www.prestar.com.my](http://www.prestar.com.my)

E-mail : [info@prestar.com.my](mailto:info@prestar.com.my)

## REGISTRAR

Securities Services (Holdings) Sdn Bhd

Level 7, Menara Milenium, Jalan Damanlela,  
Pusat Bandar Damansara, Damansara Heights,  
50490 Kuala Lumpur

Tel. No. : 03-2084 9000

Fax No. : 03-2094 9940/2095 0292



## AUDITORS

BDO

Chartered Accountants

Kuala Lumpur

Tel. No. : 03-2616 2888

Fax No. : 03-2616 3190



## PRINCIPAL BANKERS

AmBank (M) Berhad

CIMB Bank Berhad

RHB Bank Berhad

United Overseas Bank Berhad

Affin Bank Berhad

## SOLICITORS

SKRINE

Lim & Yeoh

## STOCK EXCHANGE LISTING

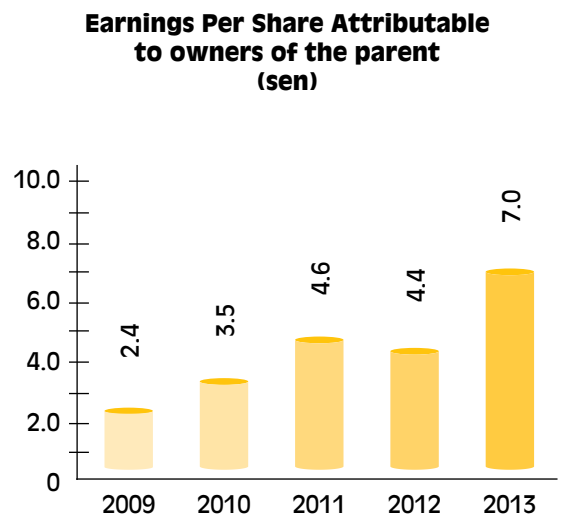
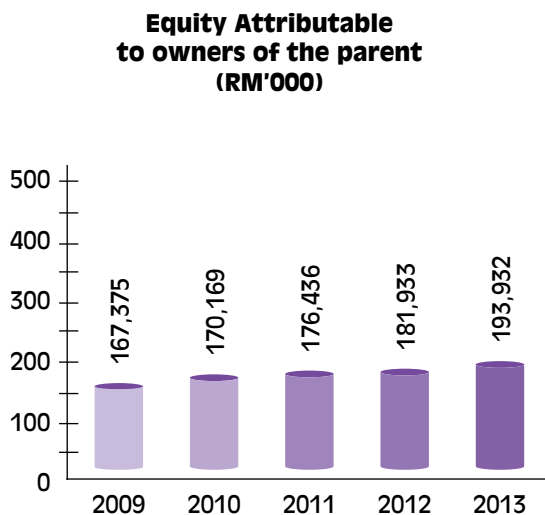
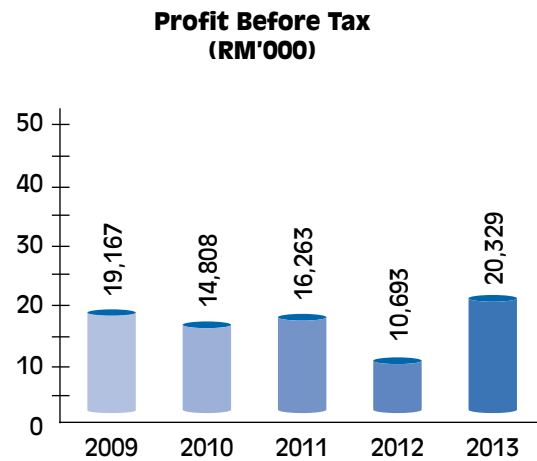
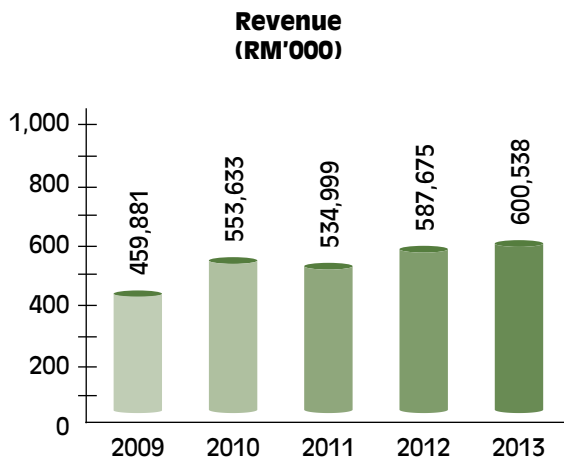
Main Market of Bursa Malaysia Securities Berhad

Stock Code : 9873



(RM'000)	2009	2010	2011	2012	2013
Revenue	459,881	553,633	534,999	587,675	600,538
Profit before tax	19,167	14,808	16,263	10,693	20,329
Profit attributable to owners of the parent	4,203	6,120	8,080	7,701	12,205
Total Assets	491,997	508,101	510,907	548,083	558,540
Equity attributable to owners of the parent	167,375	170,169	176,436	181,933	193,932
EBITDA#	38,610	36,484	38,913	32,726	48,876
<i>#Earnings before interests, depreciation, tax and amortisation</i>					
Net assets per share* (RM)	0.96	0.98	1.01	1.05	1.11
Earnings per share* (sen)	2.4	3.5	4.6	4.4	7.0

\*attributable to owners of the Company





鴻達集團

**PRESTAR RESOURCES BERHAD**

(123066-A)

**STEEL PROCESSING UNIT (SPU)**

PRESTAR STEEL PIPES SDN BHD (375196-W)	100%
PRESTAR PRECISION TUBE SDN BHD (643193-X)	100%
TASHIN STEEL SDN BHD (471094-P)	51%
DAI DONG STEEL SDN BHD (287846-W)	70%
PT PRESTAR PRECISION TUBE, INDONESIA	75%
POSCO-MKPC SDN BHD (372824-A)	30%

**PRODUCT MANUFACTURING UNIT (PMU)**

PRESTAR MANUFACTURING SDN BHD (170341-A)	100%
PRESTAR STORAGE SYSTEM SDN BHD (538520-A)	100%
PRESTAR MARKETING SDN BHD (76838-X)	100%
PRESTAR ENGINEERING SDN BHD (307178-A)	75%
PRESTAR GALVANISING SDN BHD (315125-T)	95%
TASHIN HARDWARE SDN BHD (642549-V)	51%
PRESTAR INDUSTRIES (VIETNAM) CO., LTD	100%
PT PRESTAR MHE, INDONESIA	100%





## “ DEAR SHAREHOLDERS,

On behalf of the Board of Directors, I am pleased to present to you the Annual Report 2013 and Audited Financial Statements of the Group for the financial year ended 31 December 2013. ”

### OVERVIEW AND CORPORATE DEVELOPMENT

During the financial year under review, the Group performed reasonably well with continued growth in both revenue and net results. The good performance was partly attributable to the strong material prices and better margin experienced by the steel industry for most parts of the year. Besides, the Group also continued to pursue its operation improvement and excellence through on-going practices of Kaizen activities and vigorous cost-cutting exercises to further enhance the yield and reduce the wastage, thereby improved the bottom line.

To sustain its growth and performance, the Group expanded its wings in the ASEAN region through setting up of a new trading subsidiary in Jakarta, Indonesia, namely PT Prestar MHE. PT Prestar MHE was incorporated in January 2013 and started its operation in October 2013. Its principal activity is distribution of Material Handling Equipment (“MHE”) products manufactured by other subsidiaries of the Group. This is the second country in ASEAN where the Group established subsidiary companies.

Towards the end of the financial year, as a step to further reward and motivate employees of the Group, an Employees’ Share Option Scheme (“ESOS”) was proposed and subsequently approved by the shareholders during an Extraordinary General Meeting held in December 2013. The establishment of the ESOS also aims to encourage the employees of the Group towards a greater level of commitment, dedication, loyalty and to drive enhanced productivity. It also aims to retain employees whose services are vital to the businesses, continued growth and future expansion of the Group and allow the eligible persons to directly participate in the equity of the Company and motivate them to contribute to the future growth of the Group via a greater sense of belonging to the Group.

Going forward, the Board, together with the Management team, will continue to take cautious and pragmatic actions in sustaining the Group’s competitiveness and further improve bottom line performance.

### FINANCIAL PERFORMANCE

The Group revenue for the year under review was RM600.5 million, 2.2% higher than the revenue record in the previous year. However, profit for the period was substantially higher at RM16.24 million, showing a growth of 64%. The improvement in year-to-date bottom line performance was mainly due to higher margin on sales during the first half of the year, where demand was stronger and sales margin was higher at that period. Besides, efficient supply chain management and on-going cost cutting efforts also contributed to the improved performance.

Earnings per share for the financial year under review was 7.01 sen as compared to 4.42 sen last year while net assets per share attributable to ordinary equity holders of the Company rose slightly from RM1.05 per share last year to RM1.11 per share at the end of this financial period. The Group’s financial position remains healthy as total equity improved from RM238.1 million at the last financial year end to RM252.1 million in this financial year end.







## PROSPECTS

Amid signs of recovery in global economy, rising inflationary pressure in the country has been a great concern since the end of last year. In addition, there is a clear sign of an imminent hike in the benchmark overnight policy rate, a move that would cause interest rate to rise and possibly undermine growth prospects of domestic economy and slow down demand. Nonetheless, the Government still remain confident in maintaining sustainability in domestic economy as it continues to experience increasing demand from external market and encouraging domestic investments.

Facing with these challenges and uncertainties, steel prices remained volatile with slight increase anticipated in line with the inflationary pressure and progressive actions have been taken by the Government to alleviate the influx of cheap steel products from overseas.

Against this backdrop, the Board will continue to adopt cautious and pragmatic approach in order to remain competitive and generating better performance for the financial year under review.

## CORPORATE SOCIAL RESPONSIBILITY ("CSR")

The Group is always mindful of our social obligation to the society and the expectations of stakeholders / shareholders. During the financial year, we continued to improve employees' benefits and welfare through introduction of various healthcare and medical check-up programs to different level of employees. The Group also continuously contributes towards the needs of the less fortunate groups through the donations to some welfare organisations. Our Social Care Committee has also organised visitation trips to two (2) social care centres where we presented gifts in the forms of food, daily household products and cash donation to the management of both centres. For more information related to CSR, you may refer to the Statement on Corporate Governance in the Annual Report.

## DIVIDEND

The Board is pleased to recommend a final single-tier dividend of 4.0% (2.0 sen per ordinary share), amounting to RM3,481,220.00 in respect of the financial year ended 31 December 2013, which is subject to the shareholders' approval at the forthcoming Annual General Meeting of the Company.

## APPRECIATION

On behalf of the Board of Directors and the Company, I wish to express my sincere thanks to all the employees for their dedication and commitment in contributing towards the performance of the Group. I also wish to extend my appreciation to our valuable shareholders, customers, business associates as well as financial institutions and relevant regulatory authorities for their continuous support and confidence in the Group.

Last but not least, I also wish to thank the members of the Board for their invaluable service and stewardship to the Group during the year under review.

## TOH YEW KEAT

CHAIRMAN OF THE BOARD







## TOH YEW KEAT

- *Age : 67, Malaysian  
Group Executive Chairman  
Appointed to the Board on 12 July 1984*

Mr Toh Yew Keat is one of the founders of the Group. He has more than 30 years of experience in importation and distribution of material handling equipment, hardware products and building material.

Mr Toh is actively involved in formulating and implementing the Group's business policies and corporate strategies and contributes to the continued growth and profitability of the Group by identifying new business ventures. He sits on the Board of Prestar Resources Berhad's subsidiaries and several other private limited companies.

He is a substantial shareholder in the Company by virtue of his direct and indirect interests.

He is a brother of Dato' Toh Yew Peng, the Group Managing Director; Mr Toh Yew Kar, Group Executive Director; Mr Toh Yew Seng, Group Executive Director and Mr Toh Yew Chin, Non-Independent Non-Executive Director of Prestar Resources Berhad.

## DATO' TOH YEW PENG

- *Age : 62, Malaysian  
Group Managing Director  
Appointed to the Board on 12 July 1984*

Dato' Toh Yew Peng is one of the founders of the Group. He has been the Group Managing Director of Prestar Resources Berhad since 1984 and is responsible for the strategic development and overall growth, profitability and management of the Group.

He travels extensively to keep abreast with the latest developments in the industry and constantly assesses new market prospects and opportunity for the Group. He sits on the Board of Prestar Resources Berhad's subsidiaries and several other private limited companies.

He is a substantial shareholder in the Company by virtue of his direct and indirect interests.

He is a brother of Mr Toh Yew Keat, the Group Executive Chairman; Mr Toh Yew Kar, Group Executive Director; Mr Toh Yew Seng, Group Executive Director and Mr Toh Yew Chin, Non-Independent Non-Executive Director of Prestar Resources Berhad.

## TOH YEW KAR

- *Age : 56, Malaysian  
Group Executive Director  
Appointed to the Board on 12 July 1984*

Mr Toh Yew Kar has been the Marketing Director of Prestar Resources Berhad since 1984. Prior to his involvement in Prestar Group, he has obtained substantial experience and exposure in sales and marketing with a trading company in Osaka, Japan.

He is responsible for the marketing affairs of Prestar Resources Berhad and is actively involved in the implementation of marketing strategies and development of new products and markets. He sits on the Board of Prestar Resources Berhad's subsidiaries and several other private limited companies.

He is a substantial shareholder in the Company by virtue of his direct and indirect interests.

He is a brother of Mr Toh Yew Keat, the Group Executive Chairman; Dato' Toh Yew Peng, Group Managing Director; Mr Toh Yew Seng, Group Executive Director and Mr Toh Yew Chin, Non-Independent Non-Executive Director of Prestar Resources Berhad.



## TOH YEW SENG

□ *Age : 53, Malaysian  
Group Executive Director  
Appointed to the Board on 31 January 1986*

Mr Toh Yew Seng was the General Manager of Prestar Resources Berhad from 1984 to 1985 prior to his appointment as Executive Director. He obtained his Bachelor of Arts majoring in Business Administration from Tunghai University, Taiwan.

He oversees and manages the manufacturing activities of Prestar Resources Berhad where he is responsible for the planning and formulating of manufacturing strategies which include setting up of manufacturing facilities within the Group.

He sits on the Board of Prestar Resources Berhad's subsidiaries and several other private limited companies.

He is a substantial shareholder in the Company by virtue of his direct and indirect interests.

He is a brother of Mr Toh Yew Keat, the Group Executive Chairman; Dato' Toh Yew Peng, Group Managing Director; Mr Toh Yew Kar, Group Executive Director and Mr Toh Yew Chin, Non-Independent Non-Executive Director of Prestar Resources Berhad.

## TOH YEW CHIN

□ *Age : 51, Malaysian  
Non-Independent Non-Executive Director  
Appointed to the Board on 18 September 2009*

Mr Toh Yew Chin is the Director of Y K Toh Marketing (S) Pte. Ltd. (YKTM) and Prestar Marketing Sdn. Bhd.

He was responsible for the sales and marketing of Prestar Marketing Sdn. Bhd. before transferring to Singapore in 1984 to set up YKTM and responsible for the overall business planning and development of YKTM.

He is a substantial shareholder in the Company by virtue of his direct and indirect interests.

He is a brother of Mr Toh Yew Keat, the Group Executive Chairman; Dato' Toh Yew Peng, Group Managing Director; Mr Toh Yew Kar, Group Executive Director and Mr Toh Yew Seng, Group Executive Director of Prestar Resources Berhad.

## MD. NAHAR BIN NOORDIN

□ *Age : 57, Malaysian  
Independent Non-Executive Director  
Member of Remuneration Committee  
Appointed to the Board on 18 June 1994*

En Md. Nahar bin Noordin obtained his Master in Business Administration (Finance) from California State University, USA in 1985 after having obtained a Bachelor of Science (Finance) from University of Pacific, USA in 1984.

He started his career in Citibank N.A., Malaysia in 1986 and was attached to Citibank's Investment and Corporate Banking Division, handling various financial instruments. In 1990, he left Citibank as Assistant Vice President to join Metacorp Berhad, where he was initially responsible for financial and corporate matters but later took responsibility for the overall daily operations of the company and assisted in the flotation of the company on the Second Board of Bursa Malaysia Securities Berhad. He resigned as Deputy Managing Director of Metacorp Berhad in 1993 to venture into his own trading and investment holding businesses.

Besides Prestar Resources Berhad, he also sits on the board of several private limited companies.

En Nahar does not have any family relationship with any Director and/or major shareholder of the Company.

**TUAN HAJI FADZLULLAH  
SHUHAIMI BIN SALLEH**

- *Age : 57, Malaysian  
Independent Non-Executive Director  
Chairman of Remuneration Committee  
Member of Audit Committee  
Member of Nomination Committee  
Appointed to the Board on 18 March 1995*

Tuan Haji Fadzlullah Shuhaimi bin Salleh obtained his Master in Computer Science from the University of Michigan, Ann Arbor, USA in 1980. He was the Deputy President of Digital Equipment Corporation Users Society, Malaysia from 1991 to 1992.

Tuan Haji Fadzlullah Shuhaimi does not have any family relationship with any Director and/or major shareholder of the Company.

**LOU SWEE YOU**

- *Age : 71, Malaysian  
Independent Non-Executive Director  
Chairman of Audit Committee  
Member of Remuneration Committee  
Member of Nomination Committee  
Appointed to the Board on 9 May 2008*

Mr Lou Swee You is a graduate of Nanyang University, Singapore with a B. Com. (Accountancy) degree and holds a Master of Business Administration degree from Strathclyde Graduate Business School, Glasgow, Scotland. Besides being a Certified Internal Auditor, he is also a CFIIA, FCCS, FIPA, CFP, RFP and member of audit committee of Malaysian Institute of Management.

He had spent more than thirty years with a Public Listed Company and had headed various functions including finance, secretarial practices, information system, human resource and internal auditing. He was the officer/director primarily responsible for the financial management of that company for more than twenty years.

Mr Lou was actively involved in internal audit activities and was a board member of The Institute of Internal Auditors Malaysia from 1998 to 2006. Positions held include Treasurer, Secretary and Vice President. He was also one of the trainers for Internal Audit Diploma of Malaysian Institute of Management.

Mr Lou does not have any family relationship with any Director and / or major shareholder of the Company.

**LIM CHEANG NYOK**

- *Age : 46, Malaysian  
Independent Non-Executive Director  
Chairman of ESOS Committee  
Chairman of Nomination Committee  
Member of Audit Committee  
Appointed to the Board on 28 March 2002*

Mr Lim Cheang Nyok is an advocate and solicitor and senior partner of Messrs. Lim & Yeoh.

He graduated from Monash University in Melbourne, Australia with a Bachelor of Economics in 1988 and Bachelor of Law in 1990. He was called to the Malaysian Bar in 1992. He commenced his legal profession handling banking and commercial litigation matters.

Besides legal practice, Mr Lim has been involved in various areas of business including information technology, mining and real property and sits on the board of several private limited companies.

Mr Lim does not have any family relationship with any Director and/or major shareholder of the Company.

**ADDITIONAL INFORMATION ON THE BOARD OF DIRECTORS****Conflict of Interest**

None of the Directors of the Company has any conflict of interest with the Company.

**List of Convictions for offences within past ten (10) years other than traffic offence**

None of the Directors of the Company has been convicted for offences within the past ten (10) years other than traffic offence, if any.



The Board of Directors (“the Board”), pursuant to Paragraph 15.25 of Bursa Malaysia Securities Berhad (“Bursa Securities”) Main Market Listing Requirements (“MMLR”), is pleased to report to the Shareholders on the manner and the extent in which the Group has applied the principles and recommendations in its corporate governance practices as prescribed in the Malaysian Code on Corporate Governance 2012 (“MCCG 2012”) throughout the financial year ended 31 December 2013.

The Board is committed to its policy of managing the affairs of the Group with transparency, integrity and accountability by ensuring that a sound framework of best corporate practices is in place at all levels of the Group’s business and thus discharging its principal responsibility towards protecting and enhancing long-term shareholders’ value and investors’ interest.

## BOARD OF DIRECTORS

The Board takes full responsibility for the overall performance of the Group by setting the strategic directions and objectives, formulating the policies and executing the key strategic action plans. The Board regularly review the Group’s business operations and maintains full and effective control over the management of the Group. Appended below are the highlights of key information related to the Board.

### (i) Board Charter

The Board Charter sets out the roles, duties and responsibilities of the Board and the application of principles and practices of good corporate governance. It is available on the Company’s website.

### (ii) Composition of the Board

The Board presently has nine (9) members and comprises four (4) Executive Directors, one (1) Non-Independent Non-Executive Director and four (4) Independent Non-Executive Directors which fulfils the prescribed requirement for one-third (1/3) of the Board to be independent as stated in paragraph 15.02 of Bursa Securities MMLR.

The diverse background of the members of the Board who come from various fields such as legal, finance, commercial and technical experiences forms invaluable assets to the Company.

The roles and duties of the Group Executive Chairman, Group Managing Director and Group Executive Directors are clearly identified and separated to ensure effective operation of the Group.

Chairman of the Board is an Executive Director and the Board does not comprise a majority of Independent Directors. However, after careful assessment and review, in relation to his role and duties, experience and contributions made to the Group, the Nomination Committee determined that the chairmanship of Mr. Toh Yew Keat remains.

All the Independent Directors are independent of management and are free from any relationship that could materially interfere with the exercise of their independent judgement.

The presence of Independent Non-Executive Directors fulfils the pivotal role in corporate accountability. The role of Independent Non-Executive Directors is particularly important as they provide unbiased and independent views, advice and judgement to take into account of the interest, not only of the Group, but also of all the other stakeholders.

At the time of writing this statement, two (2) of the Independent Directors had served the Group for more than nine (9) years. Pursuant to Recommendations of the MCCG 2012, the Nomination Committee had assessed and determined that these two (2) Independent Directors remain objective and independent. The Nomination Committee then further recommended to the Board that the Company should further seek shareholders’ approval to retain them as Independent Directors.

The profile of each Director is presented in another section of this Annual Report.

### Board Gender Diversity

The Board acknowledges the importance of board diversity, including gender diversity, to the effective functioning of the Board. As such, female representation on the Board will be considered when vacancies arise and suitable candidates are identified in line with the Group strategic objectives.



**(iii) Directors' Training**

All Directors have attended the Mandatory Accreditation Programme and are encouraged to attend training programmes on a continual basis to enhance their knowledge and keep abreast with the latest technological market and recent developments in regulations and business practices.

The Board of Directors empowered the Directors of the Company to determine their own training requirements as they consider necessary to enhance their knowledge as well as understanding of the Group's business and operations.

During the financial year ended 31 December 2013, the Directors had attended various talks and seminars organised by Bursa Securities and other local training organisations as follows:-

- i) The ASEAN-Malaysia Business Seminar
- ii) FMM – GreenTech Malaysia Briefing on : Green Technology
- iii) Revolutionising Work Practices, Transforming Productivity and Bottom Line
- iv) Asean Logistics and Transport Summit 2013
- v) The 14th Malaysia-Taiwan Joint Economic Conference
- vi) Risk Management and Internal Control Workshops for Audit Committee Members
- vii) Sustainability Training for Directors and Practitioners

**(iv) Board Meetings and Supply of Information**

The Board of Directors met four (4) times during the financial year ended 31 December 2013. Details of each Director's attendance at the Board Meetings are as follows:-

Name of Director	No. of Meetings Attended
Mr. Toh Yew Keat	4/4
Dato' Toh Yew Peng	4/4
Mr. Toh Yew Seng	3/4
Mr. Toh Yew Kar	4/4
Mr. Toh Yew Chin	3/4
Encik Md.Nahar Bin Noordin	4/4
Tuan Haji Fadzlullah Shuhaimi Bin Salleh	4/4
Mr. Lou Swee You	4/4
Mr. Lim Cheang Nyok	4/4

All Directors are provided with the agenda and information necessary for them to deal with prior to each Board Meeting. Senior Management staff were invited to attend Board Meetings to provide the Board with detailed explanations and clarifications on certain matters that were tabled to the Board. The Board papers include, amongst others, quarterly financial report, significant financial data and corporate issues, risk management committee progress report, minutes of all Board Committees, summary of all announcements, summary of Directors' dealings and any other matters requiring the Board's approval.

All Directors have full access to the advices and services of the Company Secretaries as well as access to the information within the Group, whether as a full Board or in their individual capacity for discharging their duties.

The Board is regularly updated and apprised by the Company Secretaries who are experienced, competent and knowledgeable on the laws and regulations, as well as directives issued by the regulatory authorities.

**(v) Re-election of Directors**

In accordance with Article 105 of the Company's Articles of Association ("AA"), at least one-third (1/3) of the Directors, including the Managing Director, or the number nearest to one-third (1/3) shall retire from office provided always that all Directors shall retire from office at least once in each three (3) years but shall be eligible for re-election.

Directors who are appointed by the Board to fill a casual vacancy shall hold office until the next following Annual General Meeting ("AGM") and shall then be eligible for re-election but shall not be taken into account in determining the Directors who are to retire by rotation at the AGM pursuant to Article 112 of the Company's AA.





**(vi) Nomination Committee**

The Nomination Committee ("NC") consists of three (3) members, all of which are Independent Non-Executive Directors.

Members of the NC are as follows:

Mr. Lim Cheang Nyok	Chairman
Tuan Haji Fadzlullah Shuhaimi Bin Salleh	Member
Mr. Lou Swee You	Member

The primary duties and functions of the NC are summarised as follows:-

- a) To identify new candidates for the Board after assess the suitability of candidates based on the criteria adopted;
- b) To consider and recommend to the Board candidates for directorship, proposed by the Managing Director, any senior management or any Director or Shareholder;
- c) To recommend the nominees to fill the seat on the Committees of the Board;
- d) To assess the effectiveness of the Board as a whole and each individual Director/Committee of the Board; and
- e) To consider and examine such other matters as the NC considers appropriate.

Main activities of the NC during the financial year under review include the following:-

- a) Reviewed the required mix of skills, experience and other qualities of the Board;
- b) Assessed the effectiveness of the Board of Directors as a whole and each individual Director/Committee of the Board in accordance with the eight (8) principles of the MCCG 2012;
- c) Assessed the contribution and performance of each individual Director;
- d) Reviewed and recommended to the Board, the re-election of the Directors who will be retiring at the forthcoming AGM of the Company;
- e) Reviewed and recommended to the Board, the re-appointment of the Directors who are over the age of seventy (70) years at the forthcoming AGM of the Company; and
- f) Reviewed and recommended to the Board, the retention of the Independent Non-Executive Directors in accordance with the MCCG 2012.

**(vii) Audit Committee**

The Audit Committee of the Company consists of three (3) Independent Non-Executive Directors to be in line with the MCCG 2012 and Bursa Securities MMLR whereby the Audit Committee shall only consists of Non-Executive Directors and majority of whom are Independent Directors. For detailed information on the Audit Committee with regards to its composition and terms of reference together with its report, please refer to the Audit Committee Report on pages 23 to 26 in this Annual Report.

**(viii) Group Risk Management Committee**

The Board acknowledges that there are inherent risks associated with the business carried out by the Group. The Group Risk Management Committee assists the Board to continuously review the activities of the Group to identify key business and operational risks and where possible, implement policies and procedures to address such risks.

All subsidiaries have their own Risk Management Unit to review, monitor and assess risk portfolio composition of significant activities within each subsidiary. The Risk Management Unit provides the Group Risk Management Committee with periodical reports on the status of risk management in individual subsidiary. The Group Risk Management Committee reviews the Group's overall risks by assessing the adequacy and effectiveness of risk portfolio composition and risk mitigation controls to determine the desired exposures of each major area of risk on a periodic basis. The risk management reports are further presented to the Audit Committee and thereafter to the Board of Directors for their deliberations.

**(ix) Employees' Share Option Scheme Committee**

In line with the implementation of the Employees' Share Option Scheme ("ESOS"), an ESOS Committee was established by the Board on 21 April 2014 to oversee the administration as well as to ensure proper implementation of the ESOS in accordance with the By-Laws of the ESOS.

**(ix) Employees' Share Option Scheme Committee (cont'd)**

The members of the ESOS Committee are as follows:

Mr. Lim Cheang Nyok	Chairman
Dato' Toh Yew Peng	Member
Mr. Toh Yew Seng	Member

**DIRECTORS' REMUNERATION****Remuneration Committee**

The Remuneration Committee consists of three (3) members, all of which are Independent Non-Executive Directors.

The primary objective of the Committee is to assist the Board in assessing the remuneration packages of the Executive Directors with a view to ensure that a competitive remuneration package is offered to attract and retain Directors of the necessary calibre and experiences to manage the Company successfully.

Members of the Committee are as follows:

Tuan Haji Fadzlullah Shuhaimi Bin Salleh	Chairman
Encik Md. Nahar Bin Noordin	Member
Mr. Lou Swee You	Member

Details of the remuneration for the Directors of the Company comprising remuneration received/receivable from the Company and its subsidiary companies during the financial year ended 31 December 2013 as follows:-

**(i) Aggregate remuneration categorised into appropriate components:**

RM ('000)	Executive Directors	Non-Executive Directors
Fees	428	158
Salaries	2,470	-
Bonus & Others	587	-
Benefits-in-kind	98	-
EPF and SOCSO	442	-

**(ii) The number of Directors of the Company whose total remuneration falls within the following bands are as follows:**

	Executive Directors	Non-Executive Directors
Below RM50 000	-	5
RM650,001 to RM700,000	1	-
RM750,001 to RM800,000	1	-
RM1,200,001 to RM1,250,000	1	-
RM1,300,001 to RM1,350,000	1	-

Note: Successive bands of RM50,000 are not shown entirely as they are not represented.

**ACCOUNTABILITY AND AUDIT****(i) Financial Reporting**

In presenting the annual financial statements and quarterly announcements of its results, the Board has ensured that the Company has adopted appropriate accounting policies consistently, as well as applying reasonable and prudent judgements and estimates so that the financial statements represent a true and fair assessment of the Company and Group's financial position. The Board is assisted by the Audit Committee to review and assess the accuracy and adequacy of all the information to be disclosed and to ensure its compliance with the requirements of the rules and regulations of the authorities and approved accounting standards.



## ACCOUNTABILITY AND AUDIT (cont'd)

### (i) Financial Reporting (cont'd)

The Statement of Directors' Responsibility pursuant to Bursa Securities MMLR on its responsibilities in preparing the financial statements is set out in another section of this Annual Report.

### (ii) Internal Control and Risk Management

The Board acknowledges its responsibility for establishing a sound system of internal control and risk management that aims to safeguard shareholders' investment and the Group's assets during its course of business. While the internal control system is devised to cater for particular needs of the Group as well as risk management, such controls by their nature could only provide reasonable assurance but not absolute assurance against material misstatement or loss.

The Group has outsourced its internal audit functions to assist the Audit Committee in discharging their duties and responsibilities. Both the internal and external auditors report their findings and recommendations to the Audit Committee.

The Statement on Risk Management and Internal Control on pages 27 to 28 of this Annual Report provides an overview on the state of risk management and internal controls within the Group.

### (iii) Relationship with Auditors

The Board, through the Audit Committee maintains a formal and transparent relationship with its external auditors in seeking professional advices. The Audit Committee meets with the external auditors without the presence of the Executive Board members and management staff twice a year regarding audit planning and other relevant audit and accounting issues.

## RELATIONSHIP WITH SHAREHOLDERS AND INVESTORS

### (i) Communication and dissemination of information

The Board recognises the importance of an effective communications channel between the Board, shareholders, investors and general public.

The Annual Report of the Company is an important channel of communication to reach shareholders and investors. In view thereof, effort has been taken to enhance the contents of the Annual Report in line with the best practices of the MCGG 2012 and Bursa Securities MMLR.

Another aspect of effective communications is through timely announcements of material information, financial results, corporate proposals and other announcements to Bursa Securities.

The Company maintains a website at [www.prestar.com.my](http://www.prestar.com.my) for shareholders, investors and general public to access information on amongst others, the Group's profile, products, financial performance announcements and corporate information.

### (ii) AGM

The AGM represents the principal forum for dialogue and interaction with shareholders and provides an opportunity for the shareholders to seek and clarify any issues and to have a better understanding of the Group's business and corporate development. A healthy dialogue and interaction with the shareholders is always greatly encouraged. Adequate notice of the AGM of not less than twenty-one (21) days are communicated to all the shareholders. The Board is supported by the external auditors, Company Secretaries, legal and financial advisers and Senior Management staff, where applicable, who are also present at the AGM to communicate with the shareholders, investors and media and also respond to the queries raised.

## COMPLIANCE STATEMENT

The Board has taken steps to ensure that the Group has implemented as far as possible the Principles and Recommendations as set out in the MCGG 2012. Save for the appointment of a Senior Independent Non-Executive Director, detail disclosure of the remuneration of each Director and the Chairman of the NC is a senior Independent Non-Executive Director as well as the Board does not comprise a majority of Independent Directors despite having an Executive Chairman, the Board considers that all other principles and recommendations as outline in the MCGG 2012 have been substantially implemented.



CORPORATE SOCIAL RESPONSIBILITY

The Group recognises its social obligation to the society and is striving for a balanced approach in fulfilling its key business objectives and the expectations of stakeholders / Shareholders.

Below are the activities or practices undertaken by the Group:-

(i) The Workplace

The Group has an Occupational Safety and Health Committee to develop policies and guidelines to provide and maintain a safe and healthy workplace for all its employees, contractors and visitors. Regular meetings and inspections are carried out to continuously monitor the safety and hygiene conditions of the workplace.



During the year, to encourage healthy lifestyle among its employees, various health care and medical check-up program was introduced to its employees according to the age group, job grade and job requirement.



The Group continues to provide various levels of insurance coverage on medical and hospitalisation benefits and as well as critical illness with term life and personal accident insurance to its employees. This is to ensure all employees would receive some form of financial supports towards the medical expenses in the event of untoward incidents.

In addition, the Group also provide accommodation to all the foreign workers as well as some non-local staff through well maintained and furnished hostels. The Group Human Resources department will always ensure that the hostels are in good condition.

We ensure our employees continuously updated with the necessary skills and knowledge. The company arranges in-house and external training to the relevant staff.

(ii) The Environment

The Group recognises the important of environmental conservation. For instance, all industrial wastes from the Group's operations are properly handled in accordance with the pre-set procedures, guidelines and regulations. All industries wastes are strictly disposed to licensed parties authorised by the relevant environmental authority.

(iii) Community

The Group continuously contributes towards the needs of the less fortunate groups through the sponsorship of other organisations. During the financial year under review, the Group has contributed funds to less fortunate groups through various non-governmental organisations. Our Social Care Committee has also organised visitation trips to two centres, namely Pusat Pemulihan Dalam Komuniti at Kampung Kenanga, Rawang (A day care / training center for down syndrome children and physiotherapy for disabled children) and Ephratha Home at Rawang (Home for abandoned children and the underprivileged). During the visits, we presented gifts in the form of food, daily household products, gift for the children and cash donation to the management of both centres. Our staff and senior management also participated and mingle around with the children and other inmates of the Homes to show our affections and care. We will endeavour to carry out such activities on yearly basis.





The following information is provided in compliance with Paragraph 9.25 of Bursa Malaysia Securities Berhad Main Market Listing Requirements.

1. **UTILISATION OF PROCEEDS**

The Company did not raise funds through any corporate proposal during the financial year.

2. **SHARE BUY-BACK**

The Company did not carry out any share buy-back during the financial year under review. The information on Treasury shares is presented in the Audited Financial Statements in this Annual Report.

3. **OPTIONS OR CONVERTIBLE SECURITIES**

Save as disclosed below under the Employees' Share Option Scheme ("ESOS"), there were no options or convertible securities issued by the Company during the financial year under review.

**ESOS**

During the Extraordinary General Meeting ("EGM") of the Company held on 17 December 2013, the shareholders of the Company had approved the establishment of the ESOS of up to fifteen percent (15%) of the issued and paid-up share capital of the Company and all other resolutions as set out in the Notice of EGM dated 29 November 2013 in relation to the Proposed ESOS. However, no options were granted to the eligible employees / Directors pursuant to the ESOS during the financial year ended 31 December 2013 and up to 2 May 2014.

4. **DEPOSITORY RECEIPT PROGRAMME**

During the financial year, the Company did not sponsor any Depository Receipt Programme.

5. **IMPOSITION OF SANCTIONS AND PENALTIES**

There were no sanctions or penalties imposed on the Company and its subsidiaries, Directors or Management by the relevant regulatory bodies during the financial year.

6. **NON-AUDIT FEES**

The amount of non-audit fees paid to the External Auditors by the Group for the financial year were RM7,000.00.

7. **PROFIT ESTIMATE / FORECAST PROJECTION / UNAUDITED RESULTS**

The Company did not issue any profit estimate, forecast or projection for the financial year. There were no variances of 10% or more between the results for the financial year and the unaudited results announced.

8. **PROFIT GUARANTEE**

During the financial year, there was no profit guarantee given by the Company.

9. **MATERIAL CONTRACTS INVOLVING DIRECTORS' INTERESTS AND MAJOR SHAREHOLDERS' INTERESTS**

There were no material contracts entered into by the Company and its subsidiaries involving Directors' interests and major shareholders' interests during the financial year.

10. **RECURRENT RELATED PARTY TRANSACTIONS OF A REVENUE OR TRADING NATURE ("RRPT")**

The information on RRPT for the financial year is presented in the Audited Financial Statements in this Annual Report.





The Board of Directors ("Board") of Prestar Resources Berhad is pleased to present the following report on the Audit Committee and its activities during the financial year ended 31 December 2013.

## 1. COMPOSITION OF THE AUDIT COMMITTEE AND MEETINGS

During the financial year ended 31 December 2013, the Audit Committee held a total of five (5) meetings. The members of the Audit Committee together with their attendance are set out below:-

Name	Designation	Attendance
Lou Swee You	Chairman / Independent Non-Executive Director	5/5
Tuan Haji Fadzlullah Shuhaimi Bin Salleh	Member / Independent Non-Executive Director	5/5
Lim Cheang Nyok	Member / Independent Non-Executive Director	4/5

## 2. SUMMARY OF KEY ACTIVITIES FOR THE FINANCIAL YEAR

During the financial year ended 31 December 2013, the main activities undertaken by the Audit Committee were as follows:-

- a) Reviewed the unaudited quarterly financial results of the Group and thereafter, submitted to the Board for approval and release to Bursa Malaysia Securities Berhad ("Bursa Securities").
- b) Reviewed the audited year-end financial statements of the Group and Company and thereafter, submitted to the Board for consideration and approval.
- c) Met with the External Auditors twice a year in the absence of the Executive Directors and Management to discuss the audit strategy and scope of audit plan prior to commencement of annual audit and the audit issues and recommendations raised by them after the audit.
- d) Reviewed the audit reports of the External Auditors and management letters in relation to audit including Management's responses arising from the audit.
- e) Reviewed the principal risks and the risk management actions reported by the Group Risk Management Committee and the Subsidiary Risk Management Unit.
- f) Considered the application of corporate governance principles and the extent of the Group's compliance with the best practices and also reviewed the Audit Committee Report and the Statement on Risk Management and Internal Control and thereafter recommended the same to the Board for inclusion in the annual report.
- g) Reviewed the performance of Internal Audit Function, the annual internal audit plan and reports generated by the Internal Auditors which included:-
  - Quarterly internal audit reports of the Group and ensure that appropriate corrective actions are taken by Management.
  - Internal audit reports on recurrent related party transactions to ensure that the transactions entered into were made at arm's length basis and no conflict of interest within the Group.

## 3. SUMMARY OF KEY TERMS OF REFERENCES

### 3.1 Objectives

The principal objectives of the Audit Committee are to assist the Board in discharging its statutory duties and responsibilities relating to accounting and reporting practices of the holding company and each of its subsidiaries. In addition, the Audit Committee shall:

- a) evaluate the quality of the audits performed by the internal and external auditors;
- b) provide assurance that the financial information presented by Management is relevant, reliable and timely;
- c) oversee compliance with laws and regulations and observance of a proper code of conduct; and
- d) determine the quality, adequacy and effectiveness of the Group's control environment.



### 3. SUMMARY OF KEY TERMS OF REFERENCES (cont'd)

#### 3.2 Composition of Members

The Board shall appoint the Audit Committee members from amongst themselves, comprising no fewer than three (3) non-executive directors. The majority of the Audit Committee members shall be independent Directors.

*In this respect, the Board adopts the definition of "independent Director" as defined under the Listing Requirements of Main Market of Bursa Malaysia Securities Berhad ("Bursa Securities").*

All members of the Audit Committee shall be financially literate and at least one (1) member of the Audit Committee must be:-

- a) a member of the Malaysian Institute of Accountant ("MIA"); or
- b) if he is not a member of MIA, he must have at least three (3) years of working experience and:
  - i. he must have passed the examinations specified in Part I of the First Schedule of the Accountants Act 1967; or
  - ii. he must be a member of one of the associations of the accountants specified in Part II of the First Schedule of the Accountants Act 1967; or
- c) fulfils such other requirements as prescribed by Bursa Securities.

No alternate director of the Board shall be appointed as a member of the Audit Committee.

The term of office and performance of the Audit Committee and each of its members shall be reviewed by the Board at least once every three (3) years to determine whether such Audit Committee and members have carried out their duties in accordance with their terms of reference.

#### **Retirement and resignation**

If a member of the Audit Committee resigns, dies, or for any reason ceases to be a member resulting in non-compliance to the composition criteria as stated in paragraph 3.2 above, the Board shall within three (3) months of the event appoint such number of the new members as may be required to fill the vacancy.

#### 3.3 Chairman

The members of the Audit Committee shall elect a Chairman from amongst their number who shall be an independent Director.

In the absence of the Chairman of the Audit Committee, the other members of the Audit Committee shall amongst themselves elect a Chairman who must be independent Director to chair the meeting.

#### 3.4 Meetings

The Audit Committee shall meet regularly, with due notice of issues to be discussed, and shall record its conclusions in discharging its duties and responsibilities. In addition, the Chairman may call for additional meetings at any time at the Chairman's discretion.

Upon the request of the external Auditors, the Chairman of the Audit Committee shall convene a meeting of the Audit Committee to consider any matter the external Auditors believes should be brought to the attention of the Directors or shareholders. Besides, the Audit Committee shall meet with the external Auditors without executive Board members present at least twice a year and whenever necessary.

The Chairman of the Audit Committee shall engage on a continuous basis with senior management, such as the Executive Chairman, the Group Managing Director, the Finance Director, the head of internal audit and the external Auditors in order to be kept informed of matters affecting the Company.



## 3. SUMMARY OF KEY TERMS OF REFERENCES (cont'd)

### 3.5 Authority

The Audit Committee shall, in accordance with a procedure to be determined by the Board and at the expense of the Company,

- a) have explicit authority to investigate any matter within its terms of reference, the resources to do so, and full access to information. All employees shall be directed to co-operate as requested by members of the Audit Committee.
- b) have full and unlimited/unrestricted access to all information and documents/resources which are required to perform its duties as well as to the internal and external Auditors and senior management of the Company and Group.
- c) obtain independent professional or other advice and to invite outsiders with relevant experience to attend, if necessary.
- d) have direct communication channels with the external Auditors and person(s) carrying out the internal audit function or activity (if any).
- e) where the Audit Committee is of the view that the matter reported by it to the Board has not been satisfactorily resolved resulting in a breach of Listing Requirements, the Audit Committee shall promptly report such matter to Bursa Securities.

### 3.6 Duties and Responsibilities

#### 3.6.1 Risk Management and Internal Control

To identify principal risks and ensuring the implementation of appropriate internal controls and mitigation measures.

To review the adequacy and effectiveness of risk management, internal control and governance systems.

#### 3.6.2 Financial Reporting

To review the quarterly results announcements to Bursa Securities and year-end annual financial statements before submission to the Board, focusing particularly on:-

- a) going concern assumption;
- b) compliance with accounting standards and other legal requirements which include the Listing Requirements of Bursa Securities and Securities Commission guidelines;
- c) any changes in accounting policies and practices;
- d) significant adjustments and unusual issues arising from the audit;
- e) major judgemental areas; and
- f) external Auditors' management letter and management's response.

#### 3.6.3 Audit Process

- i) To carry out the following in relation to the internal audit function:-
  - a) review the adequacy of the scope, functions and resources of the internal audit function and that it has the necessary authority to carry out its work;
  - b) review the internal audit programme, processes and results of the internal audit programme, processes or investigation undertaken and, where necessary, ensure that appropriate actions are taken on the recommendations of the internal audit function;
  - c) review any appraisal or assessment of the performance of members of the internal audit function; and
  - d) approve any appointment or termination of senior staff members of the internal audit function.



### 3. SUMMARY OF KEY TERMS OF REFERENCES (cont'd)

#### 3.6 Duties and Responsibilities (cont'd)

##### 3.6.3 Audit Process (cont'd)

- ii) To carry out the following in relation to the external Auditors:-
  - a) To consider the appointment of the external Auditors, the audit fee and any question of resignation or dismissal.
  - b) To discuss with the external Auditors before the audit commences, the nature and scope of the audit, and ensure co-ordination where more than one audit firm is involved.
  - c) To establish policies governing the circumstances under which contracts for the provision of non-audit services can be entered into a procedures that must be followed by the external Auditors.
  - d) To monitor independence and qualification of external Auditors.
  - e) To review with the external Auditors his evaluation of the system of internal controls and his audit report.
  - f) To discuss problems and reservations arising from the interim and final audits, and any matter the auditors wish to discuss (in the absence of Management, where necessary).
  - g) To review the external Auditors' management letter and management's response.
  - h) To report its findings on the financial and management performance, and other material matters to the Board.
  - i) To consider the major findings of internal investigations and management's response.
  - j) To determine the remit of the internal audit function.

##### 3.6.4 Others Responsibilities and Duties

To consider any related party transactions and conflict of interest situation that may arise within the Company or Group including any transaction, procedure or course of conduct that raises questions of management integrity.

To verify the allocation of employees' share option scheme ("ESOS") in compliance with the criteria as stipulated in the by-laws of ESOS of the Company, if any.

To consider other topics as defined by the Board.

To consider and examine such other matters as the Audit Committee considers appropriate.

### 4. STATEMENT ON INTERNAL AUDIT FUNCTION

The internal audit function ("IAF") is an integral part of the assurance framework and its main objective is to provide assurance on the adequacy and effectiveness of the internal control processes, risk management processes and governance framework within the Group.

The Audit Committee is supported by an IAF which is outsourced to an external professional firm. The internal Auditors reports directly to the Audit Committee to maintain the independence and objectivity of the IAF. The internal Auditors carries out audit assignment based on an audit plan that was reviewed and approved by the Audit Committee.

All internal audit reports including the audit findings, recommended action plans, and Management's responses were presented to the Audit Committee for deliberation. The Internal Auditors would follow-up closely on the implementation progress of the corrective actions and to obtain assurance that all major risks and control issues have been addressed by Management within the stipulated time frame.

Further details of the activities of the IAF are set out under the Statement on Risk Management and Internal Control section of this Annual Report.



## INTRODUCTION

The Board of Directors ("Board") is pleased to provide the following Statement on Risk Management and Internal Control pursuant to paragraph 15.26(b) of Bursa Malaysia Securities Berhad Main Market Listing Requirements ("Bursa Securities"). In accordance with Recommendation 6.1 of the Malaysian Code on Corporate Governance 2012 as the benchmark, the Board is committed to establish a sound risk management framework and internal control system to safeguard shareholders' investments and the Group's assets.

## BOARD RESPONSIBILITY

The Board acknowledges its responsibility for the Group's risk management framework and internal control system to safeguard shareholders' investments and the Group's assets. The system of risk management and internal control covers not only financial controls but risk management, organisational, operational, fraud prevention and compliance controls. The Board ensures the adequacy and effectiveness of the system through regular review and monitoring. However, such a system is designed to manage the Group's risks within an acceptable risk profile rather than eliminate the risk of failure in order to achieve the goals and objectives of the Group. Hence, the system of risk management and internal control could only provide reasonable but not absolute assurance against material misstatement, fraud and potential losses.

The Board affirms that the Group has in place an on-going process for identifying, evaluating, monitoring and managing the principal risks affecting the achievement of its business objectives throughout the period. The Group is constantly improving such a system through various management actions and reviews.

## RISK MANAGEMENT FRAMEWORK

Risk management is an integral part of the overall management process. Therefore, the Group has put in place a risk management framework to promote effective risk management within the Group.

The Group Risk Management Committee ("GRMC") is responsible to ensure all the principal risks of the Group are properly addressed and managed within its acceptable level. The GRMC is supported by various Risk Management Units ("RMU") of its subsidiaries. All significant risks, its relevant controls and mitigation plans taken by management are documented in the risk management reports. These reports are tabled to the Audit Committee and the Board of Directors for deliberations.

## INTERNAL AUDIT FUNCTION

The Internal Audit Function ("IAF") is outsourced to external professional firm to assist the Audit Committee by providing independent review and assessment on the adequacy, efficiency, and effectiveness of the Group's internal control system. The outsourced IAF conducted review based on an internal audit plan approved by the Audit Committee.

The Audit Committee meets quarterly to review the internal audit findings and discuss the corrective action plans to ensure that the control weaknesses highlighted in the internal audit report are appropriately addressed by management. In addition, the IAF carried out follow-up visits to ensure that all agreed corrective action plans are satisfactorily implemented by the respective management. The status of corrective action plans are reported to the Audit Committee on a quarterly basis.

The fee incurred in maintaining the outsourced IAF for the financial year ended 31 December 2013 amounted to RM64,800.

## OTHER KEY ELEMENTS OF INTERNAL CONTROL PROCESSES

In addition to risk management and internal audit, the Group has established various controls to review the adequacy, effectiveness and integrity of the internal control system. Such controls include:

- A budgeting process where budgets are prepared by the operating business units for subsequent monitoring and tracking of variances and performance.
- Documented Quality Management System accredited by various ISO certification bodies on four subsidiaries' manufacturing system.
- Quarterly review of financial results and operational matters by the Audit Committee and Board.
- Policies and standard procedures of various operating units within the Group are properly documented for operational guidance and compliance. These policies and procedures are reviewed and updated when necessary to maintain its effectiveness at all times.



**OTHER KEY ELEMENTS OF INTERNAL CONTROL PROCESSES (cont'd)**

- Corporate finance and treasury matters are controlled centrally and monitored on a weekly, monthly and quarterly basis.
- Setting formal authorisation limit for various level of personnel in order to minimise the risk of unauthorised transactions.
- Monthly management report on key business indicators and performance results on each subsidiary is reported to management and the Executive Directors. These would enable the Management and the Executive Directors to review the performance of each subsidiary on a monthly basis.

During the financial year, there were no material losses incurred as a result of weaknesses in the internal control and the Board is satisfied that the on-going process of regular reviewing, evaluating and monitoring the risk management and internal control systems are reasonably effective and adequate within the Group, except on Posco-MKPC Sdn Bhd, which is an associate company of the Group.

The Board has received assurance from the Managing Director and Finance Director that the Company's risk management and internal control system are operating adequately and effectively, in all material aspects, based on the risk management model and internal control system adopted by the Group.

Pursuant to paragraph 15.23 of Bursa Malaysia Securities Berhad Main Market Listing Requirements, the external Auditors have reviewed this Statement on Risk Management and Internal Control. Their review was performed in accordance with Recommended Practice Guide 5 (Revised) issued by the Malaysian Institute of Accountants (MIA). RPG 5 does not require the external Auditors to consider whether this Statement covers all risks and controls, or to form an opinion on the effectiveness of the Group's risk and control procedures. Based on their review, the external Auditors have reported to the Board that nothing has come to their attention that causes them to believe that this Statement is inconsistent with their understanding of the process the Board has adopted in the review of the adequacy and integrity of the risk management and internal control of the Group.

The Statement on Risk Management and Internal Control is made in accordance with the resolution of the Board of Directors dated 17 April 2014.

**STATEMENT OF DIRECTORS' RESPONSIBILITY****In respect of the preparation of the annual audited financial statements.**

The Directors are required by the Companies Act, 1965 ("the Act") to lay before the Company's shareholders at its Annual General Meeting, audited financial statements (which include the consolidated statement of financial position and the consolidated statement of profit or loss and other comprehensive income of the Group) for each financial year, made out in accordance with Malaysian Financial Reporting Standards, International Financial Reporting Standards and the provisions of the Act and Bursa Malaysia Securities Berhad Main Market Listing Requirements. The audited financial statements of the Company and the Group for the financial year ended 31 December 2013 are set out from pages 30 to 116 of this Annual Report.

The Directors are responsible for ensuring that the annual audited financial statements of the Group and the Company are prepared with reasonable accuracy from the accounting records of the Group and the Company so as to give a true and fair view of the state of affairs of the Group and of the Company as at 31 December 2013, and of the results of their operations and cash flows for the year ended on that date.

In preparing the financial statements, the Directors have selected and applied consistently suitable accounting policies and made reasonable and prudent judgements and estimates.

The Directors also have a general responsibility for taking such steps as are reasonably open to them to safeguard the assets of the Group and to prevent and detect fraud and other irregularities.

This statement is made in accordance with a resolution of the Board of Directors dated 17 April 2014.

## **FINANCIAL STATEMENTS**

---

- 30** Directors' Report
- 34** Statement by Directors
- 34** Statutory Declaration
- 35** Independent Auditors' Report
- 37** Statements of Financial Position
- 38** Statements of Profit or Loss and Other Comprehensive Income
- 39** Consolidated Statement of Changes in Equity
- 40** Statement of Changes in Equity
- 41** Statements of Cash Flows
- 43** Notes to the Financial Statements



The Directors hereby submit their report and the audited financial statements of the Group and of the Company for the financial year ended 31 December 2013.

### PRINCIPAL ACTIVITIES

The Company is principally engaged in the business of renting out properties and investment holding. The principal activities of the subsidiaries are mainly manufacturing of steel related products, the details of which are set out in Note 9 to the financial statements. There have been no significant changes in the nature of these activities during the financial year.

### RESULTS

	<b>Group RM'000</b>	<b>Company RM'000</b>
Profit/(Loss) for the financial year	16,243	(2,916)
Attributable to:		
Owners of the parent	12,205	(2,916)
Non-controlling interests	4,038	-
	<u>16,243</u>	<u>(2,916)</u>

### DIVIDENDS

As approved by the shareholders at the Annual General Meeting held on 18 June 2013, a final dividend of 1.2% (0.6 sen per share), tax exempt, amounting to RM1,044,366 in respect of the financial year ended 31 December 2012 was paid on 9 September 2013.

The Directors propose a final single tier dividend of 4.0% (2.0 sen per share), amounting to RM3,481,220 in respect of the financial year ended 31 December 2013, which is subject to the approval of shareholders at the forthcoming Annual General Meeting.

### RESERVES AND PROVISIONS

There were no material transfers to or from reserves or provisions during the financial year other than those disclosed in the financial statements.

### ISSUE OF SHARES AND DEBENTURES

The Company did not issue any new shares or debentures during the financial year.

### OPTIONS GRANTED OVER UNISSUED SHARES

No options were granted to any person to take up unissued shares of the Company during the financial year.

### DIRECTORS

The Directors who have held office since the date of the last report are:

Toh Yew Keat  
 Dato' Toh Yew Peng  
 Toh Yew Kar  
 Toh Yew Seng  
 Toh Yew Chin  
 Md. Nahar Bin Noordin  
 Tuan Haji Fadzlullah Shuhaimi Bin Salleh  
 Lim Cheang Nyok  
 Lou Swee You

In accordance with Article 105 of the Company's Articles of Association, Toh Yew Keat, Toh Yew Kar and Toh Yew Seng retire from the Board by rotation at the forthcoming Annual General Meeting and, being eligible, offer themselves for re-election.



**DIRECTORS (cont'd)**

Mr. Lou Swee You who has attained the age of seventy, retires in accordance with Section 129(2) of the Companies Act, 1965 at the forthcoming Annual General Meeting. The Directors recommend that he be re-appointed in accordance with Section 129(6) of the said Act and to hold office until the conclusion of the next Annual General Meeting of the Company.

**DIRECTORS' INTERESTS**

The Directors holding office at the end of the financial year and their beneficial interests in the ordinary shares of the Company and of its related corporations during the financial year ended 31 December 2013 as recorded in the Register of Directors' Shareholdings kept by the Company under Section 134 of the Companies Act, 1965 in Malaysia were as follows:

	----- Number of ordinary shares of RM0.50 each -----			
	Balance as at 1.1.2013	Bought	Sold	Balance as at 31.12.2013
<b>Shares in the Company</b>				
<u>Direct interests</u>				
Toh Yew Keat	3,296,717	-	-	3,296,717
Dato' Toh Yew Peng	5,188,896	229,000	-	5,417,896
Toh Yew Kar	2,472,276	-	-	2,472,276
Toh Yew Seng	2,266,252	-	-	2,266,252
Toh Yew Chin	2,472,276	-	-	2,472,276
Md. Nahar Bin Noordin	8,000,000	-	-	8,000,000
<u>Indirect interests</u>				
Toh Yew Keat	63,153,000	-	-	63,153,000
Dato' Toh Yew Peng	63,153,000	-	-	63,153,000
Toh Yew Kar	63,153,000	-	-	63,153,000
Toh Yew Seng	63,153,000	-	-	63,153,000
Toh Yew Chin	63,153,000	-	-	63,153,000

By virtue of their interests in the ordinary shares of the Company, all the Directors except for Tuan Haji Fadzlullah Shuhaimi Bin Salleh, Lim Cheang Nyok and Lou Swee You are also deemed to be interested in the ordinary shares of all the subsidiaries to the extent that the Company has an interest.

Other than as stated above, none of the other Directors holding office at the end of the financial year held any interests in ordinary shares in the Company and of its related corporations during the financial year.

**DIRECTORS' BENEFITS**

Since the end of the previous financial year, none of the Directors have received or become entitled to receive any benefit by reason of a contract made by the Company or a related corporation with the Director or with a firm of which the Director is a member, or with a company in which the Director has a substantial financial interest other than the following:

- (i) director's fees and other emoluments as disclosed in Note 24 to the financial statements; and
- (ii) deemed benefits arising from related party transactions as disclosed in Note 29 to the financial statements.

There were no arrangements during and at the end of the financial year, to which the Company is a party, which had the object of enabling the Directors to acquire benefits by means of the acquisition of shares in or debentures of the Company or any other body corporate.

**OTHER STATUTORY INFORMATION REGARDING THE GROUP AND THE COMPANY****(I) AS AT THE END OF THE FINANCIAL YEAR**

- (a) Before the statements of profit or loss and other comprehensive income and statements of financial position of the Group and of the Company were made out, the Directors took reasonable steps:
- (i) to ascertain that proper action had been taken in relation to the writing off of bad debts and the making of provision for doubtful debts and have satisfied themselves that there are no known bad debts to be written off and that adequate provision had been made for doubtful debts; and
  - (ii) to ensure that any current assets other than debts, which were unlikely to realise their book values in the ordinary course of business had been written down to their estimated realisable values.
- (b) In the opinion of the Directors, the results of operations of the Group and of the Company during the financial year have not been substantially affected by any item, transaction or event of a material and unusual nature except for the effect arising from the impairment in subsidiaries resulting in a decrease in the profit of the Company for the financial year by RM5,900,000 as disclosed in Note 24 to the financial statements.

**(II) FROM THE END OF THE FINANCIAL YEAR TO THE DATE OF THIS REPORT**

- (c) The Directors are not aware of any circumstances:
- (i) which would necessitate the writing off of bad debts or render the amount of provision for doubtful debts in the financial statements of the Group and of the Company inadequate to any material extent;
  - (ii) which would render the values attributed to current assets in the financial statements of the Group and of the Company misleading; and
  - (iii) which have arisen which would render adherence to the existing method of valuation of assets or liabilities of the Group and of the Company misleading or inappropriate.
- (d) In the opinion of the Directors:
- (i) there has not arisen any item, transaction or event of a material and unusual nature likely to affect substantially the results of operations of the Group and of the Company for the financial year in which this report is made; and
  - (ii) no contingent or other liability has become enforceable, or is likely to become enforceable, within the period of twelve (12) months after the end of the financial year which would or may affect the ability of the Group and of the Company to meet their obligations as and when they fall due.

**(III) AS AT THE DATE OF THIS REPORT**

- (e) There are no charges on the assets of the Group and of the Company which have arisen since the end of the financial year to secure the liabilities of any other person.
- (f) There are no contingent liabilities of the Group and of the Company which have arisen since the end of the financial year.
- (g) The Directors are not aware of any circumstances not otherwise dealt with in the report or the financial statements which would render any amount stated in the financial statements of the Group and of the Company misleading.





## **SIGNIFICANT EVENT DURING THE FINANCIAL YEAR**

On 21 November 2013, the Company announced the proposed establishment of an Employees' Share Option Scheme ('ESOS') of up to fifteen percent (15%) of the issued and paid-up share capital of the Company.

The proposal was approved by shareholders in an Extraordinary General Meeting held on 17 December 2013. As of the date of this report however, the ESOS is yet to be formalised and options have not been granted.

## **AUDITORS**

The auditors, BDO, have expressed their willingness to continue in office.

Signed on behalf of the Board in accordance with a resolution of the Directors.

Dato' Toh Yew Peng  
Director

Toh Yew Seng  
Director

Kuala Lumpur  
17 April 2014



**STATEMENT BY DIRECTORS**

In the opinion of the Directors, the financial statements set out on pages 37 to 116 have been drawn up in accordance with Malaysian Financial Reporting Standards, International Financial Reporting Standards and the provisions of the Companies Act, 1965 in Malaysia so as to give a true and fair view of the financial position of the Group and of the Company as at 31 December 2013 and of their financial performance and cash flows of the Group and of the Company for the financial year then ended.

In the opinion of the Directors, the information set out in Note 34 to the financial statements on page 117 has been compiled in accordance with the Guidance on Special Matter No.1, *Determination of Realised and Unrealised Profits or Losses in the Context of Disclosures Pursuant to Bursa Malaysia Securities Berhad Listing Requirements*, issued by the Malaysian Institute of Accountants, and presented based on the format prescribed by Bursa Malaysia Securities Berhad.

On behalf of the Board,

Dato' Toh Yew Peng  
Director

Toh Yew Seng  
Director

Kuala Lumpur  
17 April 2014

**STATUTORY DECLARATION**

I, Koay Kah Ee, being the officer primarily responsible for the financial management of Prestar Resources Berhad, do solemnly and sincerely declare that the financial statements set out on pages 37 to 117 are, to the best of my knowledge and belief, correct and I make this solemn declaration conscientiously believing the same to be true and by virtue of the provisions of the Statutory Declarations Act, 1960.

Subscribed and solemnly )  
declared by the abovenamed )  
at Kuala Lumpur this )  
17 April 2014 )

Koay Kah Ee

Before me:

No. W451  
S. Ideraju  
Pesuruhanjaya Sumpah  
(Commissioner for Oaths)  
Kuala Lumpur



## TO THE MEMBERS OF PRESTAR RESOURCES BERHAD

### Report on the Financial Statements

We have audited the financial statements of Prestar Resources Berhad, which comprise statements of financial position as at 31 December 2013 of the Group and of the Company, and statements of profit or loss and other comprehensive income, statements of changes in equity and statements of cash flows of the Group and of the Company for the financial year then ended, and a summary of significant accounting policies and other explanatory information, as set out on pages 37 to 116.

### Directors' Responsibility for the Financial Statements

The Directors of the Company are responsible for the preparation of financial statements so as to give a true and fair view in accordance with Malaysian Financial Reporting Standards, International Financial Reporting Standards, and the requirements of the Companies Act, 1965 in Malaysia. The Directors are also responsible for such internal control as the Directors determine is necessary to enable the preparation of financial statements that are free from material misstatement, whether due to fraud or error.

### Auditors' Responsibility

Our responsibility is to express an opinion on these financial statements based on our audit. We conducted our audit in accordance with approved standards on auditing in Malaysia. Those standards require that we comply with ethical requirements and plan and perform the audit to obtain reasonable assurance about whether the financial statements are free from material misstatement.

An audit involves performing procedures to obtain audit evidence about the amounts and disclosures in the financial statements. The procedures selected depend on our judgement, including the assessment of risks of material misstatement of the financial statements, whether due to fraud or error. In making those risk assessments, we consider internal control relevant to the entity's preparation of financial statements that give a true and fair view in order to design audit procedures that are appropriate in the circumstances, but not for the purpose of expressing an opinion on the effectiveness of the entity's internal control. An audit also includes evaluating the appropriateness of accounting policies used and the reasonableness of accounting estimates made by the Directors, as well as evaluating the overall presentation of the financial statements.

We believe that the audit evidence we have obtained is sufficient and appropriate to provide a basis for our audit opinion.

### Opinion

In our opinion, the financial statements give a true and fair view of the financial position of the Group and of the Company as of 31 December 2013 and of their financial performance and cash flows for the financial year then ended in accordance with Malaysian Financial Reporting Standards, International Financial Reporting Standards and the requirements of the Companies Act, 1965 in Malaysia.

### Report on Other Legal and Regulatory Requirements

In accordance with the requirements of the Companies Act, 1965 in Malaysia, we also report the following:

- (a) In our opinion, the accounting and other records and the registers required by the Act to be kept by the Company and its subsidiaries of which we have acted as auditors have been properly kept in accordance with the provisions of the Act.
- (b) We have considered the financial statements and the auditors' reports of all the subsidiaries of which we have not acted as auditors, which are indicated in Note 9 to the financial statements.
- (c) We are satisfied that the financial statements of the subsidiaries that have been consolidated with the financial statements of the Company are in form and content appropriate and proper for the purposes of the preparation of the financial statements of the Group and we have received satisfactory information and explanations required by us for those purposes.
- (d) The audit reports on the financial statements of the subsidiaries did not contain any qualification or any adverse comment made under Section 174(3) of the Act.



## TO THE MEMBERS OF PRESTAR RESOURCES BERHAD (cont'd)

**Other Reporting Responsibilities**

The supplementary information set out in Note 34 to the financial statements is disclosed to meet the requirement of Bursa Malaysia Securities Berhad and is not part of the financial statements. The Directors are responsible for the preparation of the supplementary information in accordance with Guidance on Special Matter No. 1, Determination of Realised and Unrealised Profits or Losses in the Context of Disclosure Pursuant to Bursa Malaysia Securities Berhad Listing Requirements, as issued by the Malaysian Institute of Accountants ('MIA Guidance') and the directive of Bursa Malaysia Securities Berhad. In our opinion, the supplementary information is prepared, in all material respects, in accordance with the MIA Guidance and the directive of Bursa Malaysia Securities Berhad.

**Other Matters**

This report is made solely to the members of the Company, as a body, in accordance with Section 174 of the Companies Act, 1965 in Malaysia and for no other purpose. We do not assume responsibility to any other person for the content of this report.

**BDO**

AF: 0206

Chartered Accountants

Kuala Lumpur

17 April 2014

**Francis Cyril Singam**

3056/14/15 (J)

Chartered Accountant



# STATEMENTS OF FINANCIAL POSITION

37

AS AT 31 DECEMBER 2013

		Group		Company	
	NOTE	2013 RM'000	2012 RM'000	2013 RM'000	2012 RM'000
<b>ASSETS</b>					
<b>Non-current assets</b>					
Property, plant and equipment	7	153,438	161,636	53,117	54,168
Investment properties	8	4,820	4,822	-	-
Investment in subsidiaries	9	-	-	108,197	114,097
Investments in associates	10	41,504	40,591	16,965	16,968
Intangible assets	11	1,794	1,852	-	-
Deferred tax assets	12	1,951	2,150	-	-
		203,507	211,051	178,279	185,233
<b>Current assets</b>					
Inventories	13	164,103	148,841	-	-
Derivative assets	14	358	21	-	-
Trade and other receivables	15	169,450	169,161	4,306	2,771
Current tax assets		702	1,210	533	620
Cash and cash equivalents	16	20,420	17,799	2,432	2,565
		355,033	337,032	7,271	5,956
<b>TOTAL ASSETS</b>		<b>558,540</b>	<b>548,083</b>	<b>185,550</b>	<b>191,189</b>
<b>EQUITY AND LIABILITIES</b>					
<b>Equity attributable to owners of the parent</b>					
Share capital	17	90,490	90,490	90,490	90,490
Treasury shares	17	(5,854)	(5,854)	(5,854)	(5,854)
Reserves	18	109,296	97,297	23,071	27,031
		193,932	181,933	107,707	111,667
<b>Non-controlling interests</b>		<b>58,171</b>	<b>56,168</b>	<b>-</b>	<b>-</b>
<b>TOTAL EQUITY</b>		<b>252,103</b>	<b>238,101</b>	<b>107,707</b>	<b>111,667</b>
<b>Non-current liabilities</b>					
Borrowings	19	25,505	30,777	20,602	25,483
Deferred tax liabilities	12	5,577	4,903	1,608	1,619
		31,082	35,680	22,210	27,102
<b>Current liabilities</b>					
Trade and other payables	20	33,680	47,089	11,713	11,215
Derivative liabilities	14	39	25	-	-
Borrowings	19	240,776	226,982	43,920	41,205
Current tax liabilities		860	206	-	-
		275,355	274,302	55,633	52,420
<b>TOTAL LIABILITIES</b>		<b>306,437</b>	<b>309,982</b>	<b>77,843</b>	<b>79,522</b>
<b>TOTAL EQUITY AND LIABILITIES</b>		<b>558,540</b>	<b>548,083</b>	<b>185,550</b>	<b>191,189</b>

The accompanying notes form an integral part of the financial statements





FOR THE FINANCIAL YEAR ENDED 31 DECEMBER 2013

	NOTE	Group		Company	
		2013 RM'000	2012 RM'000	2013 RM'000	2012 RM'000
Revenue	23	600,538	587,675	11,956	12,341
Cost of sales		(536,140)	(534,251)	(1,189)	(1,060)
Gross profit		64,398	53,424	10,767	11,281
Other income		7,454	8,451	35	32
Selling and distribution expenses		(5,062)	(3,650)	-	-
Administrative expenses		(30,207)	(30,273)	(3,206)	(3,021)
Other expenses		(4,134)	(5,128)	(6,060)	(1,765)
Finance costs		(13,272)	(12,613)	(4,059)	(4,577)
Interest income		239	394	319	718
Share of profit of associates		913	88	-	-
Profit/(Loss) before tax	24	20,329	10,693	(2,204)	2,668
Tax expense	25	(4,086)	(789)	(712)	(1,162)
Profit/(Loss) for the financial year		16,243	9,904	(2,916)	1,506
<b>Other comprehensive income/(loss):</b>					
<b>Item that may be reclassified subsequently to profit or loss</b>					
Foreign currency translations		838	(463)	-	-
Total other comprehensive income/(loss), net of tax		838	(463)	-	-
Total comprehensive income/(loss)		17,081	9,441	(2,916)	1,506
Profit/(Loss) attributable to:					
Owners of the parent		12,205	7,701	(2,916)	1,506
Non-controlling interests		4,038	2,203	-	-
		16,243	9,904	(2,916)	1,506
Total comprehensive income/(loss) attributable to:					
Owners of the parent		13,043	7,238	(2,916)	1,506
Non-controlling interests		4,038	2,203	-	-
		17,081	9,441	(2,916)	1,506
Earnings per ordinary share attributable to equity holders of the Company:					
- Basic and diluted (sen):	27	7.01	4.42		

The accompanying notes form an integral part of the financial statements



# CONSOLIDATED STATEMENT OF CHANGES IN EQUITY

39

FOR THE FINANCIAL YEAR ENDED 31 DECEMBER 2013

	[-----Non-distributable-----] Distributable				Total	[-----Non-distributable-----] Distributable				Total						
Group	Share capital RM'000	Share premium RM'000	Translation reserve RM'000	Treasury shares RM'000	Retained earnings RM'000	attributable to owners of the parent RM'000	Non-controlling interests RM'000	Total equity RM'000	Share capital RM'000	Share premium RM'000	Translation reserve RM'000	Treasury shares RM'000	Retained earnings RM'000	attributable to owners of the parent RM'000	Non-controlling interests RM'000	Total equity RM'000
Balance as at 1 January 2013	90,490	1,687	(535)	(5,854)	96,145	181,933	56,168	238,101	90,490	1,687	(535)	(5,854)	90,185	176,436	55,815	232,251
Profit for the financial year	-	-	-	-	12,205	12,205	4,038	16,243	-	-	-	-	7,701	7,701	2,203	9,904
Other comprehensive income, net of tax	-	-	838	-	-	838	-	838	-	-	(463)	-	-	(463)	-	(463)
Total comprehensive income	-	-	838	-	12,205	13,043	4,038	17,081	-	-	(463)	-	7,701	7,238	2,203	9,441
Transactions with owners:																
Dividends paid (Note 26)	-	-	-	-	(1,044)	(1,044)	-	(1,044)	-	-	-	-	-	-	-	(1,044)
Dividends paid to non-controlling interests of subsidiaries	-	-	-	-	-	-	(2,035)	(2,035)	-	-	-	-	-	-	(1,850)	(1,850)
Total transactions with owners	-	-	-	-	(1,044)	(1,044)	(2,035)	(3,079)	-	-	-	-	-	-	(1,850)	(1,850)
Balance as at 31 December 2013	90,490	1,687	303	(5,854)	107,306	193,932	58,171	252,103	90,490	1,687	(535)	(5,854)	96,145	181,933	56,168	238,101
	[-----Non-distributable-----] Distributable															
Group	Share capital RM'000	Share premium RM'000	Translation reserve RM'000	Treasury shares RM'000	Retained earnings RM'000	attributable to owners of the parent RM'000	Non-controlling interests RM'000	Total equity RM'000	Share capital RM'000	Share premium RM'000	Translation reserve RM'000	Treasury shares RM'000	Retained earnings RM'000	attributable to owners of the parent RM'000	Non-controlling interests RM'000	Total equity RM'000
Balance as at 1 January 2012	90,490	1,687	(72)	(5,854)	90,185	176,436	55,815	232,251	90,490	1,687	(72)	(5,854)	90,185	176,436	55,815	232,251
Profit for the financial year	-	-	-	-	7,701	7,701	2,203	9,904	-	-	-	-	7,701	7,701	2,203	9,904
Other comprehensive loss, net of tax	-	-	(463)	-	-	(463)	-	(463)	-	-	(463)	-	-	(463)	-	(463)
Total comprehensive income	-	-	(463)	-	7,701	7,238	2,203	9,441	-	-	(463)	-	7,701	7,238	2,203	9,441
Transactions with owners:																
Dividends paid (Note 26)	-	-	-	-	(1,741)	(1,741)	-	(1,741)	-	-	-	-	(1,741)	(1,741)	-	(1,741)
Dividends paid to non-controlling interests of subsidiaries	-	-	-	-	-	-	(1,850)	(1,850)	-	-	-	-	-	-	(1,850)	(1,850)
Total transactions with owners	-	-	-	-	(1,741)	(1,741)	(1,850)	(3,591)	-	-	-	-	(1,741)	(1,741)	(1,850)	(3,591)
Balance as at 31 December 2012	90,490	1,687	(535)	(5,854)	96,145	181,933	56,168	238,101	90,490	1,687	(535)	(5,854)	96,145	181,933	56,168	238,101

The accompanying notes form an integral part of the financial statements

## STATEMENT OF CHANGES IN EQUITY



FOR THE FINANCIAL YEAR ENDED 31 DECEMBER 2013

	Share capital RM'000	Share premium RM'000	Treasury shares RM'000	Distributable Retained earnings RM'000	Total equity RM'000
<b>Company</b>					
Balance as at 1 January 2012	90,490	1,687	(5,854)	25,579	111,902
Profit for the financial year	-	-	-	1,506	1,506
Other comprehensive income, net of tax	-	-	-	-	-
Total comprehensive income	-	-	-	1,506	1,506
Transactions with owners: Dividends paid (Note 26)	-	-	-	(1,741)	(1,741)
Balance as at 31 December 2012	90,490	1,687	(5,854)	25,344	111,667
Profit for the financial year	-	-	-	(2,916)	(2,916)
Other comprehensive loss, net of tax	-	-	-	-	-
Total comprehensive loss	-	-	-	(2,916)	(2,916)
Transactions with owners: Dividends paid (Note 26)	-	-	-	(1,044)	(1,044)
Balance as at 31 December 2013	90,490	1,687	(5,854)	21,384	107,707

The accompanying notes form an integral part of the financial statements



# STATEMENTS OF CASH FLOWS

41

FOR THE FINANCIAL YEAR ENDED 31 DECEMBER 2013

	NOTE	Group		Company	
		2013 RM'000	2012 RM'000	2013 RM'000	2012 RM'000
<b>CASH FLOWS FROM OPERATING ACTIVITIES</b>					
Profit/(Loss) before tax		20,329	10,693	(2,204)	2,668
Adjustments for:					
Amortisation of development costs	11	58	58	-	-
Deficit on an associate being struck off	24	-	-	3	-
Depreciation of investment properties	8	2	2	-	-
Depreciation of property, plant and equipment	7	15,215	9,360	1,153	1,130
Dividend income (gross)	23	-	-	(7,345)	(8,039)
Fair value adjustment on derivative instruments	14	(323)	151	-	-
Gain on disposal of non-current asset held for sale		-	(1,394)	-	-
Gain on disposal of property, plant and equipment	24	(183)	(180)	(26)	(32)
Impairment loss on investment in subsidiaries	24	-	-	5,900	1,663
Impairment loss on property, plant and equipment	7	2,654	3,227	-	-
Impairment loss on trade and other receivables	15(g)	595	646	-	-
Interest expense		13,272	12,613	4,059	4,577
Interest income		(239)	(394)	(319)	(718)
Inventories written down		1,814	442	-	-
Reversal of write down of inventories	13	(355)	(248)	-	-
Property, plant and equipment written off	7	72	443	-	-
Reversal of impairment loss on trade receivables	15(g)	(445)	(155)	-	-
Share of profit of associates		(913)	(88)	-	-
Unrealised loss/(gain) on foreign exchange	24	5	(241)	-	-
Operating profit before changes in working capital		51,558	34,935	1,221	1,249
Increase in inventories		(16,563)	(14,015)	-	-
(Increase)/Decrease in trade and other receivables		(142)	(25,639)	(29)	307
(Decrease)/Increase in trade and other payables		(13,505)	8,376	117	376
Cash generated from operations		21,348	3,657	1,309	1,932
Tax refunded		279	-	149	17
Tax paid		(2,330)	(2,780)	(105)	(133)
Net cash from operating activities		19,297	877	1,353	1,816



FOR THE FINANCIAL YEAR ENDED 31 DECEMBER 2013 (cont'd)

	NOTE	Group		Company	
		2013 RM'000	2012 RM'000	2013 RM'000	2012 RM'000
<b>CASH FLOWS FROM INVESTING ACTIVITIES</b>					
(Advances to)/Repayment from subsidiaries		-	-	(1,125)	8,905
Dividend received, net		-	192	6,665	7,341
Fixed deposits pledged		(499)	946	(499)	946
Interest received		239	394	319	718
Proceeds from disposal of property, plant and equipment		297	631	32	57
Purchase of property, plant and equipment	7(b)	(7,432)	(9,326)	(108)	(6,606)
Net proceeds from disposal of non-current asset held for sale		-	2,821	-	-
Net cash (used in)/from investing activities		(7,395)	(4,342)	5,284	11,361
<b>CASH FLOWS FROM FINANCING ACTIVITIES</b>					
Interest paid		(13,272)	(12,613)	(4,059)	(4,577)
Repayment of hire purchase liabilities		(2,082)	(2,000)	(115)	(141)
(Repayments of)/Drawdown of term loans		(9,268)	21,741	(8,644)	23,531
Repayments of commercial papers		-	(40,000)	-	(40,000)
Drawdown of other bank borrowings		19,005	38,418	7,186	9,100
Dividends paid	26	(1,044)	(1,741)	(1,044)	(1,741)
Dividends paid to non-controlling interests		(2,035)	(1,850)	-	-
Net cash (used in)/from financing activities		(8,696)	1,955	(6,676)	(13,828)
Net increase/(decrease) in cash and cash equivalents		3,206	(1,510)	(39)	(651)
Effects of exchange rate differences		49	(77)	-	-
Cash and cash equivalents at beginning of financial year		15,302	16,889	1,828	2,479
Cash and cash equivalents at end of financial year	16(b)	18,557	15,302	1,789	1,828

The accompanying notes form an integral part of the financial statements





31 DECEMBER 2013

## 1. CORPORATE INFORMATION

The Company is a public limited liability company, incorporated and domiciled in Malaysia, and is listed on the Main Market of Bursa Malaysia Securities Berhad.

The registered office of the Company is located at Level 7, Menara Milenium, Jalan Damanlela, Pusat Bandar Damansara, Damansara Heights, 50490 Kuala Lumpur.

The principal place of business of the Company is located at Lot 1298, 16½ Miles, Jalan Ipoh, Rawang Industrial Estate, 48000 Rawang, Selangor Darul Ehsan.

The consolidated financial statements for the financial year ended 31 December 2013 comprise the financial statements of the Company and its subsidiaries and the interests of the Group in associates. These financial statements are presented in Ringgit Malaysia ('RM'), which is also the functional currency of the Company. All financial information presented in RM has been rounded to the nearest thousand, unless otherwise stated.

The financial statements were authorised for issue in accordance with a resolution by the Board of Directors on 17 April 2014.

## 2. PRINCIPAL ACTIVITIES

The Company is principally engaged in the business of renting out properties and investment holding. The principal activities of the subsidiaries are mainly manufacturing of steel related products, the details of which are set out in Note 9 to the financial statements. There have been no significant changes in the nature of these activities during the financial year.

## 3. BASIS OF PREPARATION

The financial statements of the Group and of the Company set out on pages 37 to 116 have been prepared in accordance with Malaysian Financial Reporting Standards ('MFRSs'), International Financial Reporting Standards ('IFRSs') and the provisions of the Companies Act, 1965 in Malaysia. However, Note 34 to the financial statements as set out on page 117 has been prepared in accordance with Guidance on Special Matter No. 1, Determination of Realised and Unrealised Profits or Losses in the Context of Disclosure Pursuant to Bursa Malaysia Securities Berhad Listing Requirements, as issued by the Malaysian Institute of Accountants ('MIA Guidance') and the directive of Bursa Malaysia Securities Berhad.

## 4. SIGNIFICANT ACCOUNTING POLICIES

### 4.1 Basis of accounting

The financial statements of the Group and of the Company have been prepared under the historical cost convention except as otherwise stated in the financial statements.

The preparation of financial statements in conformity with MFRSs requires the Directors to make estimates and assumptions that affect the reported amounts of assets, liabilities, revenue and expenses and disclosure of contingent assets and contingent liabilities. In addition, the Directors are also required to exercise their judgement in the process of applying the accounting policies. The areas involving such judgements, estimates and assumptions are disclosed in Note 6 to the financial statements. Although these estimates and assumptions are based on the Directors' best knowledge of events and actions, actual results could differ from those estimates.

### 4.2 Basis of consolidation

The consolidated financial statements incorporate the financial statements of the Company and all its subsidiaries. Control is achieved when the Group is exposed, or has rights, to variable returns from its involvement with the investee and has the ability to affect those returns through its power over the investee. Specifically, the Group controls an investee if and only if the Group has:

- (a) Power over the investee;
- (b) Exposure, or rights, to variable returns from its involvement with the investee; and
- (c) The ability to use its power over the investee to affect its returns.



31 DECEMBER 2013 (cont'd)

#### 4. SIGNIFICANT ACCOUNTING POLICIES (cont'd)

##### 4.2 Basis of consolidation (cont'd)

If the Group has less than a majority of the voting or similar rights of an investee, the Group considers all relevant facts and circumstances in assessing whether it has power over an investee, including:

- (a) The contractual arrangement with the other vote holders of the investee;
- (b) Rights arising from other contractual agreements; and
- (c) The voting rights of the Group and potential voting rights.

Intragroup balances, transactions, income and expenses are eliminated on consolidation. Unrealised gains arising from transactions with associates and joint ventures are eliminated against the investment to the extent of the interest of the Group in the investee. Unrealised losses are eliminated in the same way as unrealised gains, but only to the extent that there is no impairment.

The financial statements of the subsidiaries are prepared for the same reporting period as that of the Company, using consistent accounting policies. Where necessary, accounting policies of subsidiaries are changed to ensure consistency with the policies adopted by the other entities in the Group.

Non-controlling interests represent equity in subsidiaries that are not attributable, directly or indirectly, to owners of the parent, and is presented separately in the consolidated statement of profit or loss and other comprehensive income and within equity in the consolidated statement of financial position, separately from equity attributable to owners of the Company. Profit or loss and each component of other comprehensive income are attributed to the owners of the parent and to the non-controlling interests. Total comprehensive income is attributed to non-controlling interests even if this results in the non-controlling interests having a deficit balance.

The Group re-assesses whether or not it controls an investee if facts and circumstances indicate that there are changes to one or more of the three elements of control. Subsidiaries are consolidated from the date on which control is transferred to the Group up to the effective date on which control ceases, as appropriate. Assets, liabilities, income and expenses of a subsidiary acquired or disposed of during the financial year are included in the statement of profit or loss and other comprehensive income from the date the Group gains control until the date the Group ceases to control the subsidiary.

Changes in the Company owners' ownership interest in a subsidiary that do not result in a loss of control are accounted for as equity transactions. In such circumstances, the carrying amounts of the controlling and non-controlling interests are adjusted to reflect the changes in their relative interests in the subsidiary. Any difference between the amount by which the non-controlling interest is adjusted and the fair value of consideration paid or received is recognised directly in equity and attributed to owners of the parent.

If the Group loses control of a subsidiary, the profit or loss on disposal is calculated as the difference between:

- (i) The aggregate of the fair value of the consideration received and the fair value of any retained interest; and
- (ii) The previous carrying amount of the assets (including goodwill), and liabilities of the subsidiary and any non-controlling interests.

Amounts previously recognised in other comprehensive income in relation to the subsidiary are accounted for (i.e. reclassified to profit or loss or transferred directly to retained earnings) in the same manner as would be required if the relevant assets or liabilities were disposed off. The fair value of any investments retained in the former subsidiary at the date when control is lost is regarded as the fair value on initial recognition for subsequent accounting under MFRS 139 *Financial Instruments: Recognition and Measurement* or, where applicable, the cost on initial recognition of an investment in associate or joint venture.



31 DECEMBER 2013 (cont'd)

## 4. SIGNIFICANT ACCOUNTING POLICIES (cont'd)

### 4.3 Business combinations

Business combinations are accounted for by applying the acquisition method of accounting.

Identifiable assets acquired, liabilities and contingent liabilities assumed in a business combination are measured at their fair value at the acquisition date, except that:

- (a) Deferred tax assets or liabilities and liabilities or assets related to employee benefit arrangements are recognised and measured in accordance with MFRS 112 *Income Taxes* and MFRS 119 *Employee Benefits* respectively;
- (b) Liabilities or equity instruments related to share-based payment transactions of the acquiree or the replacement by the Group of an acquiree's share-based payment transactions are measured in accordance with MFRS 2 *Share-based Payment* at the acquisition date; and
- (c) Assets (or disposal groups) that are classified as held for sale in accordance with MFRS 5 *Non-current Assets Held for Sale and Discontinued Operations* are measured in accordance with that Standard.

Acquisition-related costs are recognised as expenses in the periods in which the costs are incurred and the services are received.

Any contingent consideration payable is recognised at fair value at the acquisition date. Measurement period adjustments to contingent consideration are dealt with as follows:

- (a) If the contingent consideration is classified as equity, it is not remeasured and settlement is accounted for within equity.
- (b) Subsequent changes to contingent consideration classified as an asset or liability that is a financial instrument within the scope of MFRS 139 are recognised either in profit or loss or in other comprehensive income in accordance with MFRS 139. All other subsequent changes are recognised in profit or loss.

In a business combination achieved in stages, previously held equity interests in the acquiree are re-measured to fair value at the acquisition date and any corresponding gain or loss is recognised in profit or loss.

Components of non-controlling interests in the acquiree that are present ownership interests and entitle their holders to a proportionate share of the entity's net assets in the event of liquidation are initially measured at fair value. All other components of non-controlling interests shall be measured at their acquisition-date fair values, unless another measurement basis is required by MFRSs. The choice of measurement basis is made on a combination-by-combination basis. Subsequent to initial recognition, the carrying amount of non-controlling interests is the amount of those interests at initial recognition plus the non-controlling interests' share of subsequent changes in equity.

Any excess of the sum of the fair value of the consideration transferred in the business combination, the amount of non-controlling interest in the acquiree (if any), and the fair value of the previously held equity interest of the Group in the acquiree (if any), over the net fair value of the acquiree's identifiable assets and liabilities is recorded as goodwill in the statement of financial position. The accounting policy for goodwill is set out in Note 4.8.1 to the financial statements. In instances where the latter amount exceeds the former, the excess is recognised as a gain on bargain purchase in profit or loss on the acquisition date.

### 4.4 Property, plant and equipment and depreciation

All items of property, plant and equipment are initially measured at cost. Cost includes expenditure that is directly attributable to the acquisition of the asset.



31 DECEMBER 2013 (cont'd)

#### 4. SIGNIFICANT ACCOUNTING POLICIES (cont'd)

##### 4.4 Property, plant and equipment and depreciation (cont'd)

Subsequent costs are included in the asset's carrying amount or recognised as a separate asset, as appropriate, only when the cost is incurred and it is probable that the future economic benefits associated with the asset will flow to the Group and the cost of the asset could be measured reliably. The carrying amount of parts that are replaced is derecognised. The costs of the day-to-day servicing of property, plant and equipment are recognised in profit or loss as incurred. Cost also comprises the initial estimate of dismantling and removing the asset and restoring the site on which it is located for which the Group is obligated to incur when the asset is acquired, if applicable.

Each part of an item of property, plant and equipment with a cost that is significant in relation to the total cost of the asset and which has a different useful life, is depreciated separately.

After initial recognition, property, plant and equipment except for freehold land are stated at cost less accumulated depreciation and any accumulated impairment losses.

Depreciation is calculated to write off the cost of the assets to their residual values on a straight line basis over their estimated useful lives. The principal depreciation periods are as follows:

Buildings	20 - 50 years
Leasehold land	48 - 50 years
Plant and machinery	5 - 20 years
Office equipment	5 - 10 years
Furniture, fittings and renovations	5 - 10 years
Motor vehicles and forklifts	5 - 6 years
Moulds, tools and equipment	7 years

Freehold land has unlimited useful life and is not depreciated. Construction-in-progress represents machinery under installation and is stated at cost. Construction-in-progress is not depreciated until such time when the asset is available for use.

At the end of each reporting period, the carrying amount of an item of property, plant and equipment is assessed for impairment when events or changes in circumstances indicate that its carrying amount may not be recoverable. A write down is made if the carrying amount exceeds the recoverable amount (see Note 4.9 to the financial statements on impairment of non-financial assets).

The residual values, useful lives and depreciation methods are reviewed at the end of each reporting period to ensure that the amount, method and period of depreciation are consistent with previous estimates and the expected pattern of consumption of the future economic benefits embodied in the items of property, plant and equipment. If expectations differ from previous estimates, the changes are accounted for as a change in an accounting estimate.

The carrying amount of an item of property, plant and equipment is derecognised on disposal or when no future economic benefits are expected from its use or disposal. The difference between the net disposal proceeds, if any, and the carrying amount is included in profit or loss and the revaluation surplus related to those assets, if any, is transferred directly to retained earnings.

##### 4.5 Leases and hire purchase

###### (a) Finance leases and hire purchase

Assets acquired under finance leases and hire purchase which transfer substantially all the risks and rewards of ownership to the Group are recognised initially at amounts equal to the fair value of the leased assets or, if lower, the present value of minimum lease payments, each determined at the inception of the lease. The discount rate used in calculating the present value of the minimum lease payments is the interest rate implicit in the leases, if this is practicable to determine; if not, the incremental borrowing rate of the Group is used. Any initial direct costs incurred by the Group are added to the amount recognised as an asset. The assets are capitalised as property, plant and equipment and the corresponding obligations are treated as liabilities. The property, plant and equipment capitalised are depreciated on the same basis as owned assets.



31 DECEMBER 2013 (cont'd)

## 4. SIGNIFICANT ACCOUNTING POLICIES (cont'd)

### 4.5 Leases and hire purchase (cont'd)

#### (a) Finance leases and hire purchase (cont'd)

The minimum lease payments are apportioned between finance charges and the reduction of the outstanding liability. The finance charges are recognised in profit or loss over the period of the lease term so as to produce a constant periodic rate of interest on the remaining lease and hire purchase liabilities.

#### (b) Operating leases

A lease is classified as an operating lease if it does not transfer substantially all the risks and rewards incidental to ownership.

Lease payments under operating leases are recognised as an expense on a straight-line basis over the lease term.

#### (c) Leases of land and buildings

For leases of land and buildings, the land and buildings elements are considered separately for the purpose of lease classification and these leases are classified as operating or finance leases in the same way as leases of other assets.

The minimum lease payments including any lump-sum upfront payments made to acquire the interest in the land and buildings are allocated between the land and the buildings elements in proportion to the relative fair values of the leasehold interests in the land element and the buildings element of the lease at the inception of the lease.

For a lease of land and buildings in which the amount that would initially be recognised for the land element is immaterial, the land and building are treated as a single unit for the purpose of lease classification and is accordingly classified as a finance or operating lease. In such a case, the economic life of the buildings is regarded as the economic life of the entire leased asset.

### 4.6 Investment properties

Investment properties are properties which are held to earn rentals yields or for capital appreciation or for both and are not occupied by the Group. Investment properties are initially measured at cost, includes transaction costs.

Subsequent costs are included in the carrying amount of the investment properties or recognised as a separate asset, as appropriate, only when the cost is incurred and it is probable that the future economic benefits associated with the asset would flow to the Group and the cost of the asset could be measured reliably. The carrying amount of parts that are replaced is derecognised. The costs of the day-to-day servicing of investment properties are recognised in profit or loss as incurred.

After initial recognition, investment properties are stated at cost less accumulated depreciation and any accumulated impairment losses.

Depreciation is calculated to write off the cost of the investment properties to their residual values on a straight line basis over their estimated useful lives. The principal depreciation period for the investment properties is fifty (50) years.

At the end of each reporting period, the carrying amount of an item of the investment properties are assessed for impairment when events or changes in circumstances indicate that its carrying amount may not be recoverable. A write down is made if the carrying amount exceeds the recoverable amount (see Note 4.9 to the financial statements on impairment of non-financial assets).



31 DECEMBER 2013 (cont'd)

#### 4. SIGNIFICANT ACCOUNTING POLICIES (cont'd)

##### 4.6 Investment properties (cont'd)

The residual values, useful lives and depreciation methods are reviewed at the end of each reporting period to ensure that the amount, method and period of depreciation are consistent with previous estimates and the expected pattern of consumption of the future economic benefits embodied in the investment properties. If expectations differ from previous estimates, the changes are accounted for as a change in an accounting estimates.

Investment properties are derecognised when either they have been disposed of or when they are permanently withdrawn from use and no future economic benefit is expected from their disposal. The gains or losses arising from the retirement or disposal of investment property is determined as the difference between the net disposal proceeds, if any, and the carrying amount of the asset and is recognised in profit or loss in the period of the retirement or disposal.

##### 4.7 Investments

###### (a) Subsidiaries

A subsidiary is an entity in which the Group and the Company are exposed, or have rights, to variable return from its involvement with the subsidiary and have the ability to affect those returns through its power over the subsidiary.

An investment in subsidiary, which is eliminated on consolidation, is stated in the separate financial statements of the Company at cost less accumulated impairment losses, if any. Put options written over non-controlling interests on the acquisition of subsidiary shall be included as part of cost of investment in the separate financial statements of the Company. Subsequent changes in the fair value of the written put options over non-controlling interests shall be recognised in profit or loss. Investments accounted for at cost shall be accounted for in accordance with MFRS 5 *Non-current Assets Held for Sale and Discontinued Operations* when they are classified as held for sale (or included in a disposal group that is classified as held for sale) in accordance with MFRS 5.

When control of a subsidiary is lost as a result of a transaction, event or other circumstance, the Group would derecognise all assets, liabilities and non-controlling interests at their carrying amount and to recognise the fair value of the consideration received. Any retained interest in the former subsidiary is recognised at its fair value at the date control is lost. The resulting difference is recognised as a gain or loss in profit or loss.

###### (b) Associates

An associate is an entity over which the Group and the Company have significant influence and that is neither a subsidiary nor an interest in a joint arrangement. Significant influence is the power to participate in the financial and operating policy decisions of the investee but is neither control nor joint control over those policies.

In the separate financial statements of the Company, an investment in an associate is stated at cost less impairment losses, if any.

An investment in associate is accounted for in the consolidated financial statements using the equity method of accounting. The investment in associate in the consolidated statement of financial position is initially recognised at cost and adjusted thereafter for the post acquisition change in the share of net assets of the investments of the Group.

The interest in an associate is the carrying amount of the investment in the associate under the equity method together with any long term interest that, in substance, form part of the net investment in the associate of the Group.





31 DECEMBER 2013 (cont'd)

## 4. SIGNIFICANT ACCOUNTING POLICIES (cont'd)

### 4.7 Investments (cont'd)

#### (b) Associates (cont'd)

The share of the profit or loss of the associate by the Group during the financial year is included in the consolidated financial statements, after adjustments to align the accounting policies with those of the Group, from the date that significant influence commences until the date that significant influence ceases. Distributions received from the associate reduce the carrying amount of the investment. Adjustments to the carrying amount could also be necessary for changes in the proportionate interest of the Group in the associate arising from changes in the associate's equity that have not been recognised in the associate's profit or loss. Such changes include those arising from the revaluation of property, plant and equipment and from foreign exchange translation differences. The share of those changes by the Group is recognised directly in equity of the Group.

When the share of losses of the Group in the associate equals to or exceeds its interest in the associate, the carrying amount of that interest is reduced to nil and the Group does not recognise further losses unless it has incurred legal or constructive obligations or made payments on its behalf.

The most recent available financial statements of the associate are used by the Group in applying the equity method. When the end of reporting periods of the financial statements are not coterminous, the share of results is arrived at using the latest audited financial statements for which the difference in end of the reporting periods is no more than three (3) months. Adjustments are made for the effects of any significant transactions or events that occur between the intervening period.

When the Group ceases to have significant influence over an associate, any retained interest in the former associate at the date when significant influence is lost and is measured at fair value and this amount is regarded as the initial carrying amount of a financial asset. The difference between the fair value of any retained interest plus proceeds from the interest disposed of and the carrying amount of the investment at the date when equity method is discontinued is recognised in the profit or loss.

When the interest of the Group in an associate decreases but does not result in a loss of significant influence, any retained interest is not re-measured. Any gain or loss arising from the decrease in interest is recognised in profit or loss. Any gains or losses previously recognised in other comprehensive income are also reclassified proportionately to the profit or loss if that gain or loss would be required to be reclassified to profit or loss on the disposal of the related assets and liabilities.

## 4.8 Intangible assets

### 4.8.1 Goodwill

Goodwill recognised in a business combination is an asset at the acquisition date and is initially measured at cost being the excess of the sum of the consideration transferred, the amount of any non-controlling interest in the acquiree and the fair value of the acquirer's previously held equity interest (if any) in the entity over net of the acquisition-date amounts of the identifiable assets acquired and the liabilities assumed. If, after reassessment, the interest of the Group in the fair value of the acquiree's identifiable net assets exceeds the sum of the consideration transferred, the amount of any non-controlling interest in the acquiree and the fair value of the acquirer's previously held equity interest in the acquiree (if any), the excess is recognised immediately in profit or loss as a bargain purchase gain.

After initial recognition, goodwill is measured at cost less accumulated impairment losses, if any. Goodwill is not amortised but instead tested for impairment annually or more frequently if events or changes in circumstances indicate that the carrying amount could be impaired. Objective events that would trigger a more frequent impairment review include adverse industry or economic trends, significant restructuring actions, significant lowered projections of profitability, or a sustained decline in the acquiree's market capitalisation. Gains and losses on the disposal of an entity include the carrying amount of goodwill relating to the entity sold.



31 DECEMBER 2013 (cont'd)

#### 4. SIGNIFICANT ACCOUNTING POLICIES (cont'd)

##### 4.8 Intangible assets (cont'd)

###### 4.8.1 Goodwill (cont'd)

Goodwill arising on acquisition of an associate is the excess of cost of investment over the share of the net fair value of net assets of the associates' identifiable assets and liabilities at the date of acquisition.

Goodwill relating to the associate is included in the carrying amount of the investment and is not amortised. The excess of the share of the net fair value of the associate's identifiable assets and liabilities by the Group over the cost of investment is included as income in the determination of the share of the associate's profit or loss by the Group in the period in which the investment is acquired.

###### 4.8.2 Other intangible assets

Other intangible assets are recognised only when the identifiability, control and future economic benefit probability criteria are met.

Intangible assets are initially measured at cost. The cost of intangible assets recognised in a business combination is their fair values as at the date of acquisition.

After initial recognition, intangible assets are carried at cost less any accumulated amortisation and any accumulated impairment losses. The useful lives of intangible assets are assessed to be either finite or indefinite. Intangible assets with finite lives are amortised on a straight line basis over the estimated economic useful lives and are assessed for any indication that the asset could be impaired. If any such indication exists, the entity shall estimate the recoverable amount of the asset. The amortisation period and the amortisation method for an intangible asset with a finite useful life are reviewed at least at the end of each reporting period. The amortisation expense on intangible assets with finite lives is recognised in profit or loss and is included within the other operating expenses line item.

Expenditure on an intangible item that is initially recognised as an expense is not recognised as part of the cost of an intangible asset at a later date.

An intangible asset is derecognised on disposal or when no future economic benefits are expected from its use. The gain or loss arising from the derecognition determined as the difference between the net disposal proceeds, if any, and the carrying amount of the asset is recognised in profit or loss when the asset is derecognised.

Capitalised development costs are amortised on a straight line basis over a period of ten (10) years. Development expenditure not satisfying the criteria mentioned and expenditure arising from research or from the research phase of internal projects are recognised in profit or loss as incurred.

Development assets are tested for impairment annually.

##### 4.9 Impairment of non-financial assets

The carrying amounts of assets, except for financial assets (excluding investments in subsidiaries and associates), inventories, and deferred tax assets, are reviewed at the end of each reporting period to determine whether there is any indication of impairment. If any such indication exists, the asset's recoverable amount is estimated.

Goodwill and intangible assets that have an indefinite useful life are tested annually for impairment or more frequently if events or changes in circumstances indicate that the goodwill or intangible asset might be impaired.

The recoverable amount of an asset is estimated for an individual asset. Where it is not possible to estimate the recoverable amount of the individual asset, the impairment test is carried out on the cash generating unit ('CGU') to which the asset belongs. Goodwill acquired in a business combination is from the acquisition date, allocated to each of the CGU or groups of CGU of the Group that are expected to benefit from the synergies of the combination giving rise to the goodwill irrespective of whether other assets or liabilities of the acquiree are assigned to those units or groups of units.



31 DECEMBER 2013 (cont'd)

## 4. SIGNIFICANT ACCOUNTING POLICIES (cont'd)

### 4.9 Impairment of non-financial assets (cont'd)

Goodwill acquired in a business combination shall be tested for impairment as part of the impairment testing of CGU to which it relates. The CGU to which goodwill is allocated shall represent the lowest level within the Group at which the goodwill is monitored for internal management purposes and not larger than an operating segment determined in accordance with MFRS 8 *Operating Segments*.

The recoverable amount of an asset or CGU is the higher of its fair value less cost to sell and its value in use.

In estimating value in use, the estimated future cash inflows and outflows to be derived from continuing use of the asset and from its ultimate disposal are discounted to their present value using a pre-tax discount rate that reflects current market assessments of the time value of money and the risks specific to the asset for which the future cash flow estimates have not been adjusted. An impairment loss is recognised in profit or loss when the carrying amount of the asset or the CGU, including the goodwill or intangible asset, exceeds the recoverable amount of the asset or the CGU. The total impairment loss is allocated, first, to reduce the carrying amount of any goodwill allocated to the CGU and then to the other assets of the CGU on a pro-rata basis of the carrying amount of each asset in the CGU. The impairment loss is recognised in profit or loss immediately.

An impairment loss on goodwill is not reversed in subsequent periods. An impairment loss for other assets is reversed if, and only if, there has been a change in the estimates used to determine the assets' recoverable amount since the last impairment loss was recognised.

An impairment loss is reversed only to the extent that the asset's carrying amount does not exceed the carrying amount that would have been determined, net of depreciation or amortisation, if no impairment loss had been recognised. Such reversals are recognised as income immediately in profit or loss.

### 4.10 Inventories

Inventories are stated at the lower of cost and net realisable value.

The cost of raw materials is determined on the weighted average basis and comprises all costs of purchase plus other cost incurred in bringing the inventories to their present location and condition.

The cost of work-in-progress and finished goods includes cost of raw materials, direct labour, other direct costs and a proportion of production overheads based on normal operating capacity of the production facilities.

Net realisable value is the estimated selling price in the ordinary course of business, less the estimated costs of completion and the estimated costs necessary to make the sale.

### 4.11 Financial instruments

A financial instrument is any contract that gives rise to a financial asset of one enterprise and a financial liability or equity instrument of another enterprise.

A financial asset is any asset that is cash, an equity instrument of another enterprise, a contractual right to receive cash or another financial asset from another enterprise, or a contractual right to exchange financial assets or financial liabilities with another enterprise under conditions that are potentially favourable to the Group.

A financial liability is any liability that is a contractual obligation to deliver cash or another financial asset to another enterprise, or a contractual obligation to exchange financial assets or financial liabilities with another enterprise under conditions that are potentially unfavourable to the Group.



31 DECEMBER 2013 (cont'd)

#### 4. SIGNIFICANT ACCOUNTING POLICIES (cont'd)

##### 4.11 Financial instruments (cont'd)

Financial instruments are recognised on the statements of financial position when the Group has become a party to the contractual provisions of the instrument. At initial recognition, a financial instrument is recognised at fair value plus, in the case of a financial instrument not at fair value through profit or loss, transaction costs that are directly attributable to the acquisition or issuance of the financial instrument.

An embedded derivative is separated from the host contract and accounted for as a derivative if, and only if the economic characteristics and risks of the embedded derivative is not closely related to the economic characteristics and risks of the host contract, a separate instrument with the same terms as the embedded derivative meets the definition of a derivative, and the hybrid instrument is not measured at fair value through profit or loss.

##### 4.11.1 Financial assets

A financial asset is classified into the following four (4) categories after initial recognition for the purpose of subsequent measurement:

###### (a) Financial assets at fair value through profit or loss

Financial assets at fair value through profit or loss comprise financial assets that are held for trading (i.e. financial assets acquired principally for the purpose of resale in the near term), derivatives (both, freestanding and embedded) and financial assets that were specifically designated into this classification upon initial recognition.

Subsequent to initial recognition, financial assets classified as fair value through profit or loss are measured at fair value. Any gains or losses arising from changes in the fair value of financial assets classified as fair value through profit or loss are recognised in profit or loss. Net gains or losses on financial assets classified as fair value through profit or loss exclude foreign exchange gains and losses, interest and dividend income. Such income is recognised separately in profit or loss as components of other income or other operating losses.

However, derivatives that is linked to and must be settled by delivery of unquoted equity instruments that do not have a quoted market price in an active market are recognised at cost.

###### (b) Held-to-maturity investments

Financial assets classified as held-to-maturity comprise non-derivative financial assets with fixed or determinable payments and fixed maturity that the Group has the positive intention and ability to hold to maturity.

Subsequent to initial recognition, financial assets classified as held-to-maturity are measured at amortised cost using the effective interest method. Gains or losses on financial assets classified as held-to-maturity are recognised in profit or loss when the financial assets are derecognised or impaired, and through the amortisation process.

###### (c) Loans and receivables

Financial assets classified as loans and receivables comprise non-derivative financial assets with fixed or determinable payments that are not quoted in an active market.

Subsequent to initial recognition, financial assets classified as loans and receivables are measured at amortised cost using the effective interest method. Gains or losses on financial assets classified as loans and receivables are recognised in profit or loss when the financial assets are derecognised or impaired, and through the amortisation process.



31 DECEMBER 2013 (cont'd)

## 4. SIGNIFICANT ACCOUNTING POLICIES (cont'd)

### 4.11 Financial instruments (cont'd)

#### 4.11.1 Financial assets (cont'd)

##### (d) Available-for-sale financial assets

Financial assets classified as available-for-sale comprise non-derivative financial assets that are designated as available for sale or are not classified as loans and receivables, held-to-maturity investments or financial assets at fair value through profit or loss.

Subsequent to initial recognition, financial assets classified as available-for-sale are measured at fair value. Any gains or losses arising from changes in the fair value of financial assets classified as available-for-sale are recognised directly in other comprehensive income, except for impairment losses and foreign exchange gains and losses, until the financial asset is derecognised, at which time the cumulative gains or losses previously recognised in other comprehensive income are recognised in profit or loss. However, interest calculated using the effective interest method is recognised in profit or loss whilst dividends on available-for-sale equity instruments are recognised in profit or loss when the right of the Group to receive payment is established.

Cash and cash equivalents include cash and bank balances, bank overdrafts, fixed deposits pledged to financial institutions, deposits and other short term, highly liquid investments with original maturities of three (3) months or less, which are readily convertible to cash and are subject to insignificant risk of changes in value.

A financial asset is derecognised when the contractual right to receive cash flows from the financial asset has expired. On derecognition of a financial asset in its entirety, the difference between the carrying amount and the sum of consideration received (including any new asset obtained less any new liability assumed) and any cumulative gain or loss that had been recognised directly in other comprehensive income shall be recognised in profit or loss.

A regular way purchase or sale is a purchase or sale of a financial asset under a contract whose terms require delivery of the asset within the time frame established generally by regulation or marketplace convention. A regular way purchase or sale of financial assets shall be recognised and derecognised, as applicable, using trade date accounting.

#### 4.11.2 Financial liabilities

Financial instruments are classified as liabilities or equity in accordance with the substance of the contractual arrangement. A financial liability is classified into the following two (2) categories after initial recognition for the purpose of subsequent measurement:

##### (a) Financial liabilities at fair value through profit or loss

Financial liabilities at fair value through profit or loss comprise financial liabilities that are held for trading, derivatives (both, freestanding and embedded) and financial liabilities that were specifically designated into this classification upon initial recognition.

Subsequent to initial recognition, financial liabilities classified as fair value through profit or loss are measured at fair value. Any gains or losses arising from changes in the fair value of financial liabilities classified as fair value through profit or loss are recognised in profit or loss. Net gains or losses on financial liabilities classified as fair value through profit or loss exclude foreign exchange gains and losses, interest and dividend income. Such income is recognised separately in profit or loss as components of other income or other operating losses.



31 DECEMBER 2013 (cont'd)

#### 4. SIGNIFICANT ACCOUNTING POLICIES (cont'd)

##### 4.11 Financial instruments (cont'd)

###### 4.11.2 Financial liabilities (cont'd)

###### (b) Other financial liabilities

Financial liabilities classified as other financial liabilities comprise non-derivative financial liabilities that are neither held for trading nor initially designated as at fair value through profit or loss.

Subsequent to initial recognition, other financial liabilities are measured at amortised cost using the effective interest method. Gains or losses on other financial liabilities are recognised in profit or loss when the financial liabilities are derecognised and through the amortisation process.

A financial liability is derecognised when, and only when, it is extinguished, i.e. when the obligation specified in the contract is discharged or cancelled or expires. An exchange between an existing borrower and lender of debt instruments with substantially different terms are accounted for as an extinguishment of the original financial liability and the recognition of a new financial liability. Similarly, a substantial modification of the terms of an existing financial liability is accounted for as an extinguishment of the original financial liability and the recognition of a new financial liability.

Any difference between the carrying amount of a financial liability extinguished or transferred to another party and the consideration paid, including any non-cash assets transferred or liabilities assumed, is recognised in profit or loss.

A financial guarantee contract is a contract that requires the issuer to make specified payments to reimburse the holder for a loss it incurs because a specified debtor fails to make payment when due in accordance with the original or modified terms of a debt instrument.

The Group designates corporate guarantees given to banks for credit facilities granted to subsidiaries as insurance contracts as defined in MFRS 4 *Insurance Contracts*. The Group recognises these insurance contracts as recognised insurance liabilities when there is a present obligation, legal or constructive, as a result of a past event, when it is probable that an outflow of resources embodying economic benefits would be required to settle the obligation and a reliable estimate can be made of the amount of the obligation.

At the end of each reporting period, the Group assesses whether its recognised insurance liabilities are adequate, using current estimates of future cash flows under its insurance contracts. If this assessment shows that the carrying amount of the insurance liabilities is inadequate, the entire deficiency shall be recognised in profit or loss.

Recognised insurance liabilities are only removed from the statement of financial position when, and only when, it is extinguished via a discharge, cancellation or expiration.

###### 4.11.3 Equity

An equity instrument is any contract that evidences a residual interest in the assets of the Group and the Company after deducting all of its liabilities. Ordinary shares are classified as equity instruments.

Ordinary shares are recorded at the nominal value and proceeds in excess of the nominal value of shares issued, if any, are accounted for as share premium. Both ordinary shares and share premium are classified as equity. Transaction costs of an equity transaction are accounted for as a deduction from equity, net of any related income tax benefit. Otherwise, they are charged to profit or loss.

Interim dividends to shareholders are recognised in equity in the period in which they are declared. Final dividends are recognised upon the approval of shareholders in a general meeting.





31 DECEMBER 2013 (cont'd)

## 4. SIGNIFICANT ACCOUNTING POLICIES (cont'd)

### 4.11 Financial instruments (cont'd)

#### 4.11.3 Equity (cont'd)

The Group measures a liability to distribute non-cash assets as a dividend to the owners of the Company at the fair value of the assets to be distributed. The carrying amount of the dividend is remeasured at the end of each reporting period and at the settlement date, with any changes recognised directly in equity as adjustments to the amount of the distribution. On settlement of the transaction, the Group recognises the difference, if any, between the carrying amount of the assets distributed and the carrying amount of the liability in profit or loss.

When the Group repurchases its own shares, the shares repurchased would be accounted for using the treasury stock method.

Where the treasury stock method is applied, the shares repurchased and held as treasury shares shall be measured and carried at the cost of repurchase on initial recognition and subsequently. It shall not be revalued for subsequent changes in the fair value or market price of the shares.

The carrying amount of the treasury shares shall be offset against equity in the statement of financial position. To the extent that the carrying amount of the treasury shares exceeds the share premium account, it shall be considered as a reduction of any other reserves as may be permitted by the Main Market Listing Requirements.

No gain or loss is recognised in profit or loss on the purchase, sale, issue or cancellation of the own equity instruments of the Company. If such shares are issued by resale, any difference between the sales consideration and the carrying amount is shown as a movement in equity.

### 4.12 Impairment of financial assets

The Group assesses whether there is any objective evidence that a financial asset is impaired at the end of each reporting period.

#### (a) Loans and receivables

The Group collectively considers factors such as the probability of bankruptcy or significant financial difficulties of the receivable and default or significant delay in payments by the receivable, to determine whether there is objective evidence that an impairment loss on loans and receivables has occurred. Other objective evidence of impairment include historical collection rates determined on an individual basis and observable changes in national or local economic conditions that are directly correlated with the historical default rates of receivables.

If any such objective evidence exists, the amount of impairment loss is measured as the difference between the financial asset's carrying amount and the present value of estimated future cash flows discounted at the financial asset's original effective interest rate. The impairment loss is recognised in profit or loss.

The carrying amount of loans and receivables are reduced through the use of an allowance account.

If in a subsequent period, the amount of the impairment loss decreases and it objectively relates to an event occurring after the impairment was recognised, the previously recognised impairment loss is reversed to the extent that the carrying amount of the asset does not exceed its amortised cost at the reversal date. The amount of impairment reversed is recognised in profit or loss.



31 DECEMBER 2013 (cont'd)

#### 4. SIGNIFICANT ACCOUNTING POLICIES (cont'd)

##### 4.12 Impairment of financial assets (cont'd)

###### (b) Available-for-sale financial assets

The Group collectively considers factors such as significant or prolonged decline in fair value below cost, significant financial difficulties of the issuer or obligor, and the disappearance of an active trading market as objective evidence that available-for-sale financial assets are impaired.

If any such objective evidence exists, an amount comprising the difference between the financial asset's cost (net of any principal payment and amortisation) and current fair value, less any impairment loss previously recognised in profit or loss, is transferred from equity to profit or loss.

Impairment losses on available-for-sale equity investments are not reversed in profit or loss in the subsequent periods. Instead, any increase in the fair value subsequent to the impairment loss is recognised in other comprehensive income.

Impairment losses on available-for-sale debt investments are subsequently reversed in profit or loss if the increase in the fair value of the investment can be objectively related to an event occurring after the recognition of the impairment loss in profit or loss.

##### 4.13 Borrowing costs

All borrowing costs are recognised in profit or loss in the period in which they are incurred.

##### 4.14 Income taxes

Income taxes include all domestic and foreign taxes on taxable profit. Income taxes also include other taxes, such as withholding taxes, which are payable by foreign subsidiaries or associate on distributions to the Group and Company, and real property gains taxes payable on disposal of properties.

Taxes in the statement of profit or loss and other comprehensive income comprise current tax and deferred tax.

###### 4.14.1 Current tax

Current tax expenses are determined according to the tax laws of each jurisdiction in which the Group operates and include all taxes based upon the taxable profits (including withholding taxes payable by foreign subsidiaries on distribution of retained earnings to companies in the Group) and real property gains taxes payable on disposal of properties, if any.

###### 4.14.2 Deferred tax

Deferred tax is recognised in full using the liability method on temporary differences arising between the carrying amount of an asset or liability in the statement of financial position and its tax base.

Deferred tax is recognised for all temporary differences, unless the deferred tax arises from goodwill or the initial recognition of an asset or liability in a transaction which is not a business combination and at the time of transaction, affects neither accounting profit nor taxable profit.

A deferred tax asset is recognised only to the extent that it is probable that future taxable profits would be available against which the deductible temporary differences, unused tax losses and unused tax credits can be utilised. The carrying amount of a deferred tax asset is reviewed at the end of each reporting period. If it is no longer probable that sufficient taxable profits will be available to allow the benefit of part or all of that deferred tax asset to be utilised, the carrying amount of the deferred tax asset would be reduced accordingly. When it becomes probable that sufficient taxable profits would be available, such reductions would be reversed to the extent of the taxable profits.



31 DECEMBER 2013 (cont'd)

## 4. SIGNIFICANT ACCOUNTING POLICIES (cont'd)

### 4.14 Income taxes (cont'd)

#### 4.14.2 Deferred tax (cont'd)

Deferred tax assets and liabilities are offset when there is a legally enforceable right to set off current tax assets against current tax liabilities and when the deferred income taxes relate to the same taxation authority on either:

- (i) the same taxable entity; or
- (ii) different taxable entities which intend either to settle current tax liabilities and assets on a net basis, or to realise the assets and settle the liabilities simultaneously, in each future period in which significant amounts of deferred tax liabilities or assets are expected to be settled or recovered.

Deferred tax would be recognised as income or expense and included in the profit or loss for the period unless the tax relates to items that are credited or charged, in the same or a different period, directly to equity, in which case the deferred tax would be charged or credited directly to equity.

Deferred tax assets and liabilities are measured at the tax rates that are expected to apply to the year when the asset is realised or the liability is settled, based on the announcement of tax rates and tax laws by the Government in the annual budgets which have the substantive effect of actual enactment by the end of the reporting period.

### 4.15 Provisions

Provisions are recognised when there is a present obligation, legal or constructive, as a result of a past event, and when it is probable that an outflow of resources embodying economic benefits would be required to settle the obligation and a reliable estimate can be made of the amount of the obligation.

If the effect of the time value of money is material, the amount of a provision would be discounted to its present value at a pre-tax rate that reflects current market assessments of the time value of money and the risks specific to the liability.

Provisions are reviewed at the end of each reporting period and adjusted to reflect the current best estimate. If it is no longer probable that an outflow of resources embodying economic benefits would be required to settle the obligation, the provision would be reversed.

Provisions are not recognised for future operating losses. If the Group has a contract that is onerous, the present obligation under the contract shall be recognised and measured as a provision.

### 4.16 Contingent liabilities and contingent assets

A contingent liability is a possible obligation that arises from past events whose existence would be confirmed by the occurrence or non-occurrence of one or more uncertain future events beyond the control of the Group or a present obligation that is not recognised because it is not probable that an outflow of resources would be required to settle the obligation. A contingent liability also arises in extremely rare cases where there is a liability that cannot be recognised because it cannot be measured reliably. The Group does not recognise a contingent liability but discloses its existence in the financial statements.

A contingent asset is a possible asset that arises from past events whose existence would be confirmed by the occurrence or non-occurrence of one or more uncertain future events beyond the control of the Group. The Group does not recognise contingent assets but discloses its existence where inflows of economic benefits are probable, but not virtually certain.

In the acquisition of subsidiaries by the Group under business combinations, contingent liabilities assumed are measured initially at their fair value at the acquisition date.



31 DECEMBER 2013 (cont'd)

#### 4. SIGNIFICANT ACCOUNTING POLICIES (cont'd)

##### 4.17 Employee benefits

###### 4.17.1 Short term employee benefits

Wages, salaries, social security contributions, paid annual leave, paid sick leave, bonuses and non-monetary benefits are measured on an undiscounted basis and are expensed when employees rendered their services to the Group.

Short term accumulating compensated absences such as paid annual leave are recognised as an expense when employees render services that increase their entitlement to future compensated absences. Short term non-accumulating compensated absences such as sick leave are recognised when the absences occur and they lapse if the current period's entitlement is not used in full and do not entitle employees to a cash payment for unused entitlement on leaving the Group.

Bonuses are recognised as an expense when there is a present, legal or constructive obligation to make such payments, as a result of past events and when a reliable estimate can be made of the amount of the obligation.

###### 4.17.2 Defined contribution plan

The Company and its subsidiaries incorporated in Malaysia make contributions to a statutory provident fund and foreign subsidiaries make contributions to their respective countries' statutory pension schemes. The contributions are recognised as a liability after deducting any contribution already paid and as an expense in the period in which the employees render their services.

##### 4.18 Foreign currencies

###### 4.18.1 Functional and presentation currency

Items included in the financial statements of each of the entities of the Group are measured using the currency of the primary economic environment in which the entity operates ('the functional currency'). The consolidated financial statements are presented in Ringgit Malaysia, which is the functional and presentation currency of the Company.

###### 4.18.2 Foreign currency translations and balances

Transactions in foreign currencies are converted into functional currency at rates of exchange ruling at the transaction dates. Monetary assets and liabilities in foreign currencies at the end of each reporting period are translated into functional currency at rates of exchange ruling at that date. All exchange differences arising from the settlement of foreign currency transactions and from the translation of foreign currency monetary assets and liabilities are included in the profit or loss in the period in which they arise. Non-monetary items initially denominated in foreign currencies, which are carried at historical cost are translated using the historical rate as of the date of acquisition, and non-monetary items, which are carried at fair value are translated using the exchange rate that existed when the values were determined for presentation currency purposes.

###### 4.18.3 Foreign operations

Financial statements of foreign operations are translated at end of the reporting period exchange rates with respect to their assets and liabilities, and at exchange rates at the dates of the transactions with respect to the statement of profit or loss and other comprehensive income. All resulting translation differences are recognised as a separate component of equity.

In the consolidated financial statements, exchange differences arising from the translation of net investment in foreign operations are taken to equity. When a foreign operation is partially disposed of or sold, exchange differences that were recorded in equity are recognised in profit or loss as part of the gain or loss on disposal.



31 DECEMBER 2013 (cont'd)

## 4. SIGNIFICANT ACCOUNTING POLICIES (cont'd)

### 4.18 Foreign currencies (cont'd)

#### 4.18.3 Foreign operations (cont'd)

Exchange differences arising on a monetary item that forms part of the net investment of the Company in a foreign operation shall be recognised in profit or loss in the separate financial statements of the Company or the foreign operation, as appropriate. In the consolidated financial statements, such exchange differences shall be recognised initially as a separate component of equity and recognised in profit or loss upon disposal of the net investment.

Goodwill and fair value adjustments to the assets and liabilities arising from the acquisition of a foreign operation are treated as assets and liabilities of the acquired entity and translated at the exchange rate ruling at the end of each reporting period.

### 4.19 Revenue recognition

Revenue is measured at the fair value of the consideration received or receivables, net of discounts and rebates.

Revenue is recognised to the extent that it is probable that the economic benefits associated with the transaction would flow to the Group, and the amount of revenue and the cost incurred or to be incurred in respect of the transaction can be reliably measured and specific recognition criteria have been met for each of the activities of the Group as follows:

#### (a) Sale of goods

Revenue from sale of goods is recognised when the significant risk and rewards of ownership of the goods has been transferred to the customer and where the Group does not have continuing managerial involvement over the goods, which coincides with the delivery of goods and acceptance by customers.

#### (b) Rental income

Rental income is accounted for on a straight line basis over the lease term of an ongoing lease. The aggregate cost of incentives provided to the lessee is recognised as reduction of rental income over the lease term on a straight line basis.

#### (c) Dividend income

Dividend income is recognised when the right to receive payment is established.

#### (d) Interest income

Interest income is recognised as it accrues, using the effective interest method.

### 4.20 Operating segments

Operating segments are defined as components of the Group that:

- (a) Engages in business activities from which it could earn revenues and incur expenses (including revenues and expenses relating to transactions with other components of the Group);
- (b) Whose operating results are regularly reviewed by the chief operating decision maker of the Group (i.e. the Group's Chief Executive Officer) in making decisions about resources to be allocated to the segment and assessing its performance; and
- (c) For which discrete financial information is available.

An operating segment may engage in business activities for which it has yet to earn revenues.



31 DECEMBER 2013 (cont'd)

#### 4. SIGNIFICANT ACCOUNTING POLICIES (cont'd)

##### 4.20 Operating segments (cont'd)

The Group reports separately information about each operating segment that meets any of the following quantitative thresholds:

- (a) Its reported revenue, including both sales to external customers and intersegment sales or transfers, is ten percent (10%) or more of the combined revenue, internal and external, of all operating segments.
- (b) The absolute amount of its reported profit or loss is ten percent (10%) or more of the greater, in absolute amount of:
  - (i) The combined reported profit of all operating segments that did not report a loss; and
  - (ii) The combined reported loss of all operating segments that reported a loss.
- (c) Its assets are ten percent (10%) or more of the combined assets of all operating segments.

Operating segments that do not meet any of the quantitative thresholds may be considered reportable, and separately disclosed, if the management believes that information about the segment would be useful to users of the financial statements.

Total external revenue reported by operating segments shall constitute at least seventy-five percent (75%) of the revenue of the Group. Operating segments identified as reportable segments in the current financial year in accordance with the quantitative thresholds would result in a restatement of prior period segment data for comparative purposes.

##### 4.21 Earnings per share

###### (a) Basic

Basic earnings per ordinary share for the financial year is calculated by dividing the profit for the financial year attributable to equity holders of the parent by the weighted average number of ordinary shares outstanding during the financial year.

###### (b) Diluted

Diluted earnings per ordinary share for the financial year is calculated by dividing the profit for the financial year attributable to equity holders of the parent by the weighted average number of ordinary shares outstanding during the financial year adjusted for the effects of dilutive potential ordinary shares.

##### 4.22 Fair value measurements

The fair value of an asset or a liability, (except for lease transactions) is determined as the price that would be received to sell an asset or paid to transfer a liability in an orderly transaction between market participants at the measurement date. The fair value measurement assumes that the transaction to sell the asset or transfer the liability takes place either in the principal market or in the absence of a principal market, in the most advantageous market.

The Group measures the fair value of an asset or a liability by taking into account the characteristics of the asset or liability if market participants would take these characteristics into account when pricing the asset or liability. The Group has considered the following characteristics when determining fair value:

- (a) The condition and location of the asset;
- (b) Restrictions, if any, on the sale or use of the asset.

The fair value measurement for a non-financial asset takes into account the ability of the market participant to generate economic benefits by using the asset in its highest and best use or by selling it to another market participant that would use the asset in its highest and best use.





31 DECEMBER 2013 (cont'd)

## 4. SIGNIFICANT ACCOUNTING POLICIES (cont'd)

### 4.22 Fair value measurements (cont'd)

The fair value of a financial or non-financial liability or an entity's own equity instrument assumes that:

- (a) A liability would remain outstanding and the market participant transferee would be required to fulfil the obligation. The liability would not be settled with the counterparty or otherwise extinguished on the measurement date; and
- (b) An entity's own equity instrument would remain outstanding and the market participant transferee would take on the rights and responsibilities associated with the instrument. The instrument would not be cancelled or otherwise extinguished on the measurement date.

## 5. ADOPTION OF NEW MFRSs AND AMENDMENT TO MFRSs

### 5.1 New MFRSs adopted during the current financial year

The Group and Company adopted the following Standards of the MFRS Framework that were issued by the Malaysian Accounting Standards Board ('MASB') during the financial year.

Title	Effective Date
Amendments to MFRS 101 <i>Presentation of Items of Other Comprehensive Income</i>	1 July 2012
MFRS 10 <i>Consolidated Financial Statements</i>	1 January 2013
MFRS 11 <i>Joint Arrangements</i>	1 January 2013
MFRS 12 <i>Disclosure of Interests in Other Entities</i>	1 January 2013
MFRS 13 <i>Fair Value Measurement</i>	1 January 2013
MFRS 119 <i>Employee Benefits (2011)</i>	1 January 2013
MFRS 127 <i>Separate Financial Statements</i>	1 January 2013
MFRS 128 <i>Investments in Associates and Joint Ventures</i>	1 January 2013
Amendments to MFRS 1 <i>Government Loans</i>	1 January 2013
Amendments to MFRS 7 <i>Disclosures - Offsetting Financial Assets and Financial Liabilities</i>	1 January 2013
Amendments to MFRSs <i>Annual Improvements 2009 - 2011 Cycle</i>	1 January 2013
Amendments to MFRS 10, MFRS 11 and MFRS 12 <i>Consolidated Financial Statements, Joint Arrangements and Disclosure of Interests in Other Entities: Transition Guidance</i>	1 January 2013
IC Interpretation 20 <i>Stripping Costs in the Production Phase of a Surface Mine</i>	1 January 2013

There is no material effect upon the adoption of the above standards, amendments and interpretation during the financial year other than:

- (a) Amendments to MFRS 101, which is mandatory for annual periods beginning on or after 1 July 2012.

These amendments require that items in other comprehensive income must be grouped into two sections:

- (i) Those that are or may be reclassified into profit or loss; and
- (ii) Those that will not be reclassified into profit or loss.

The Group has changed the presentation of the statements of profit or loss and other comprehensive income according to these amendments.

- (b) MFRS 12 is mandatory for annual periods beginning on or after 1 January 2013.

This Standard prescribes the disclosure requirements relating to interests of an entity in subsidiaries, joint arrangements, associates and structured entities. This Standard requires a reporting entity to disclose information that helps users to assess the nature and financial effects of the relationship of the reporting entity with other entities.

Following the adoption of this standard, the Group has disclosed the requirements applicable to the Group in Notes 9 and 10 to the financial statements.



31 DECEMBER 2013 (cont'd)

## 5. ADOPTION OF NEW MFRSs AND AMENDMENT TO MFRSs (cont'd)

### 5.1 New MFRSs adopted during the current financial year (cont'd)

- (c) MFRS 13, which is mandatory for annual periods beginning on or after 1 January 2013.

This Standard is now the sole MFRS containing the framework for determining the measurement of fair value and the disclosure of information relating to fair value measurement, when fair value measurements and/or disclosures are required or permitted by other MFRSs.

As a result, the guidance and requirements relating to fair value measurement that were previously located in other MFRSs have now been relocated to MFRS 13.

Whilst there have been some rewording of the previous guidance on MFRS 13, there are very few changes to the previous fair value measurement requirements. Instead, MFRS 13 is intended to clarify the measurement objective, harmonise the disclosure requirements, and improve consistency in application of fair value measurement.

MFRS 13 did not materially impact any fair value measurements of the assets or liabilities of the Group. It has only a presentation and disclosure impact, and therefore has no effect on the financial position or performance of the Group.

### 5.2 New MFRSs that have been issued, but only effective for annual periods beginning on or after 1 January 2014

The following are Standards of the MFRS Framework that have been issued by the MASB but have not been early adopted by the Group and the Company.

Title	Effective Date
Amendments to MFRS 10 <i>Consolidated Financial Statements: Investment Entities</i>	1 January 2014
Amendments to MFRS 12 <i>Disclosure of Interest in Other Entities: Investment Entities</i>	1 January 2014
Amendments to MFRS 127 <i>Separate Financial Statements (2011): Investment Entities</i>	1 January 2014
Amendments to MFRS 132 <i>Offsetting Financial Assets and Financial Liabilities</i>	1 January 2014
Amendments to MFRS 136 <i>Recoverable Amount Disclosures for Non-Financial Assets</i>	1 January 2014
Amendments to MFRS 139 <i>Novation of Derivatives and Continuation of Hedge Accounting</i>	1 January 2014
IC Interpretation 21 <i>Levies</i>	1 January 2014
Defined Benefit Plans: <i>Employee Contributions (Amendments to MFRS 119)</i>	1 July 2014
Amendments to MFRSs <i>Annual Improvements 2010 - 2012 Cycle</i>	1 July 2014
Amendments to MFRSs <i>Annual Improvements 2011 - 2013 Cycle</i>	1 July 2014
<i>Mandatory Effective Date of MFRS 9 and Transition Disclosures</i>	Deferred
<i>MFRS 9 Financial Instruments (2009)</i>	Deferred
<i>MFRS 9 Financial Instruments (2010)</i>	Deferred
<i>MFRS 9 Financial Instruments (Hedge Accounting and Amendments to MFRS 9, MFRS 7 and MFRS 139)</i>	Deferred

The Group is in the process of assessing the impact of implementing these standards, amendments and interpretation, since the effects would only be observable for future financial years.

## 6. SIGNIFICANT ACCOUNTING ESTIMATES AND JUDGEMENTS

### 6.1 Changes in estimates

Estimates are continually evaluated and are based on historical experience and other factors, including expectations of future events that are believed to be reasonable under the circumstances.

The Directors are of the opinion that there are no significant changes in estimates at the end of the reporting period.



31 DECEMBER 2013 (cont'd)

## 6. SIGNIFICANT ACCOUNTING ESTIMATES AND JUDGEMENTS (cont'd)

### 6.2 Critical judgement made in applying accounting policies

The following is judgement made by the Directors in the process of applying the accounting policies of the Group that have the most significant effect on the amounts recognised in the financial statements.

#### Contingent liabilities on corporate guarantees

The Directors are of the view that the chances of the financial institutions to call upon the corporate guarantees are remote.

### 6.3 Key sources of estimation uncertainty

The following are key assumptions concerning the future and other key sources of estimation uncertainty at the end of each reporting period that have a significant risk of causing a material adjustment to the carrying amounts of assets and liabilities within the next financial year.

#### (i) Impairment of goodwill on consolidation

The Group determines whether goodwill on consolidation is impaired at least on an annual basis. This requires an estimation of the value-in-use of the subsidiaries to which goodwill is allocated. Estimating a value-in-use amount requires management to make an estimate of the expected future cash flows from the subsidiaries and also to choose a suitable discount rate in order to calculate the present value of those cash flows. Further details are disclosed in Note 11 to the financial statements.

#### (ii) Depreciation of property, plant and equipment

The cost of property, plant and equipment is depreciated on a straight-line basis over the assets' useful lives. Management estimates the useful lives of these property, plant and equipment to be within five (5) to fifty (50) years, which are common life expectancies applied in the steel manufacturing industry. Changes in the expected level of usage and technological developments could impact the economic useful lives and the residual values of these assets, and therefore future depreciation charges could be revised.

#### (iii) Income taxes

Significant judgement is required in determining the capital allowances and deductibility of certain expenses based on the interpretation of the tax laws and legislations during the estimation of the provision for income taxes. There are transactions and calculations for which the ultimate tax determination is uncertain during the ordinary course of business. The Group recognised liabilities for tax based on estimates of assessment of the tax liability due. Where the final tax outcome is different from the amounts that were initially recorded, such differences will impact the income tax and deferred income tax provisions, where applicable, in the period in which such determination is made.

#### (iv) Deferred tax assets

Deferred tax assets are recognised for all unused tax losses and unabsorbed capital allowances to the extent that it is probable that future taxable profits would be available against which the losses and capital allowances could be utilised. Significant management judgement is required to determine the amount of deferred tax assets that could be recognised, based on the likely timing and extent of future taxable profits together with future tax planning strategies.

#### (v) Impairment of property, plant and equipment

Property, plant and equipment are assessed for impairment losses whenever events or changes in circumstances indicate that the carrying amount of these assets may not be recoverable. Such assessment requires the Directors to make estimates of the recoverable amounts. Impairment loss is recognised for the amount by which the carrying amount of the assets exceeds its recoverable amount, which is the higher of an asset's fair value less cost to sell and its value in use. The Directors believe that the estimates of the recoverable amounts are reasonable.



31 DECEMBER 2013 (cont'd)

**6. SIGNIFICANT ACCOUNTING ESTIMATES AND JUDGEMENTS (cont'd)**

**6.3 Key sources of estimation uncertainty (cont'd)**

(vi) Impairment of receivables

The Group makes impairment of receivables based on an assessment of the recoverability of receivables. Impairment is applied to receivables where events or changes in circumstances indicate that the carrying amounts may not be recoverable. Management specifically analyses historical bad debts, customer concentrations, customer creditworthiness, current economic trends and changes in customer payment terms when making a judgement to evaluate the adequacy of impairment of receivables. Where expectations differ from the original estimates, the differences would impact the carrying amount of receivables.

(vii) Impairment of investments in subsidiaries

The Company reviews the investments in subsidiaries for impairment when there is indication of impairment. The recoverable amounts of the investments in subsidiaries are assessed by reference to the higher of its fair value less cost to sell and its value in use of the respective subsidiaries.

The value in use is the net present value of the projected future cash flows derived from the business operations of the respective subsidiaries discounted at an appropriate discount rate. For such discounted cash flow method, it involves the use of estimated future results and a set of assumptions to reflect their income and cash flows. Judgement had also been used to determine the discount rate for the cash flows and the future growth of the business of the subsidiaries.

(viii) Write down for obsolete or slow moving inventories

The Group writes down its obsolete or slow moving inventories based on assessment of their estimated net selling price. Inventories are written down when events or changes in circumstances indicate that the carrying amounts could not be recovered. Management specifically analyses sales trends and current economic trends when making this judgement to evaluate the adequacy of the write down for obsolete or slow moving inventories. Where expectations differ from the original estimates, the differences would impact the carrying amount of inventories.

(ix) Fair values of borrowings

The fair values of borrowings are estimated by discounting future contractual cash flows at the current market interest rates available to the Group for similar financial instruments. Sensitivity analysis of the effects of interest rate risk has been disclosed in Note 32 to the financial statements.

(x) Fair value measurement

The fair value measurement of the financial and non-financial assets and liabilities of the Group utilises market observable inputs and data as far as possible, where applicable. Inputs used in determining fair value measurements are categorised into different levels based on how observable the inputs used in the valuation technique utilised are:

- (i) Level 1: Quoted prices in active markets for identical items (unadjusted);
- (ii) Level 2: Observable direct and indirect inputs other than Level 1 inputs; and
- (iii) Level 3: Unobservable inputs (i.e. not derived from market data).

The classification of an item into the above levels is based on the lowest level of the inputs used in the fair value measurement of the item. Transfers of items between levels are recognised in the period they occur.

The Group measures these elements in the financial statements at fair value:

- (i) Derivative financial instruments, Note 14 to the financial statements; and
- (ii) Financial instruments, Note 31 to the financial statements.



31 DECEMBER 2013 (cont'd)

**7. PROPERTY, PLANT AND EQUIPMENT**

Group	Balance as at 1.1.2013 RM'000	Additions RM'000	Disposals RM'000	Write off RM'000	Depreciation		Reclassifi- cation RM'000	Transfer to inventories RM'000	Foreign currency translation difference RM'000	Balance as at 31.12.2013 RM'000
					charge for the financial year RM'000	impairment losses for the financial year RM'000				
<b>Carrying amount</b>										
Freehold land	21,238	-	-	-	-	-	-	-	-	21,238
Buildings	58,465	-	-	-	(1,545)	-	-	-	269	57,189
Leasehold land	7,093	-	-	-	(175)	-	-	-	163	7,081
Plant and machinery	52,608	4,056	-	(62)	(9,153)	(1,960)	4,309	-	180	49,978
Office equipment	1,043	185	-	(9)	(320)	-	-	-	-	899
Furniture, fittings and renovations	1,227	202	-	(1)	(456)	-	-	-	5	977
Motor vehicles and forklifts	11,264	3,360	(114)	-	(2,513)	-	59	(45)	-	12,011
Moulds, tools and equipment	2,942	280	-	-	(1,053)	(669)	-	-	18	1,518
Construction-in-progress	5,756	1,184	-	-	-	(25)	(4,368)	-	-	2,547
	161,636	9,267	(114)	(72)	(15,215)	(2,654)	-	(45)	635	153,438

	←-----As at 31 December 2013-----→			Carrying amount RM'000
	Cost RM'000	Accumulated depreciation and impairment RM'000		
Freehold land	21,238	-	-	21,238
Buildings	71,750	(14,561)	-	57,189
Leasehold land	8,707	(1,626)	-	7,081
Plant and machinery	99,754	(49,776)	-	49,978
Office equipment	4,795	(3,896)	-	899
Furniture, fittings and renovations	5,624	(4,647)	-	977
Motor vehicles and forklifts	21,937	(9,926)	-	12,011
Moulds, tools and equipment	10,640	(9,122)	-	1,518
Construction-in-progress	3,082	(535)	-	2,547
	247,527	(94,089)	-	153,438







31 DECEMBER 2013 (cont'd)

7. PROPERTY, PLANT AND EQUIPMENT (cont'd)

Company	Balance as at 1.1.2013 RM'000	Additions RM'000	Disposal RM'000	Depreciation charge for the financial year RM'000	Balance as at 31.12.2013 RM'000
<b>Carrying amount</b>					
Freehold land	17,460	-	-	-	17,460
Buildings	35,345	-	-	(883)	34,462
Office equipment	143	9	-	(35)	117
Furniture, fittings and renovations	346	-	-	(68)	278
Motor vehicles	874	-	(6)	(167)	701
Construction-in-progress	-	99	-	-	99
	54,168	108	(6)	(1,153)	53,117

	Cost RM'000	Accumulated depreciation RM'000	Carrying amount RM'000
<-----As at 31 December 2013----->			
Freehold land	17,460	-	17,460
Buildings	44,173	(9,711)	34,462
Office equipment	343	(226)	117
Furniture, fittings and renovations	1,566	(1,288)	278
Motor vehicles	1,356	(655)	701
Construction-in-progress	99	-	99
	64,997	(11,880)	53,117





31 DECEMBER 2013 (cont'd)

## 7. PROPERTY, PLANT AND EQUIPMENT (cont'd)

- (a) As at the end of reporting period, freehold land, certain buildings, leasehold land and plant and machinery of the Group with a carrying amount of RM84,935,000 (2012: RM86,828,000) and freehold land and building of the Company with a carrying amount of RM51,922,000 (2012: RM52,805,000) have been charged as securities for banking facilities granted to the Group and the Company as disclosed in Note 19 to the financial statements.
- (b) During the financial year, the Group and the Company made the following cash payments to purchase property, plant and equipment:

	Group		Company	
	2013 RM'000	2012 RM'000	2013 RM'000	2012 RM'000
Purchase of property, plant and equipment	9,267	13,470	108	6,606
Financed by hire purchase arrangements	(1,835)	(4,144)	-	-
Cash payments on purchase of property, plant and equipment	7,432	9,326	108	6,606

- (c) The carrying amount of the property, plant and equipment of the Group and of the Company under finance leases at the end of the reporting period are as follows:

Carrying amount	Group		Company	
	2013 RM'000	2012 RM'000	2013 RM'000	2012 RM'000
Plant and machinery	1,615	3,357	-	-
Motor vehicles and forklifts	5,469	4,697	603	739
Construction-in-progress	-	551	-	-
	7,084	8,605	603	739

## 8. INVESTMENT PROPERTIES

	Group	
At cost	2013 RM'000	2012 RM'000
Balance as at 1 January/31 December	5,049	5,049
<b>Accumulated depreciation</b>		
Balance as at 1 January	34	32
Depreciation charge for the financial year	2	2
Balance as at 31 December	(36)	(34)
<b>Accumulated impairment loss</b>		
Balance as at 1 January/31 December	(193)	(193)
<b>Net carrying amount as at 31 December</b>	4,820	4,822



31 DECEMBER 2013 (cont'd)

**8. INVESTMENT PROPERTIES (cont'd)**

- (a) Direct operating expenses arising from non-income generating investments properties during the financial year are as follows:

	2013 RM'000	Group 2012 RM'000
Quit rent and assessment	3	3

- (b) The fair value of investment properties of the Group not carried at fair value are categorised as follows:

	Level 1 RM'000	Level 2 RM'000	Level 3 RM'000	Total RM'000
<b>2013</b>				
Freehold land and buildings	-	-	5,564	5,564
<b>2012</b>				
Freehold land and buildings	-	-	4,875	4,875

- (i) There were no transfers between Level 1 and Level 2 fair value measurements during the financial years ended 31 December 2013 and 31 December 2012.
- (ii) The fair value of investment properties at Level 3 not carried at fair value were assessed by the Directors as at the end of the reporting period by reference to previous sales of similar properties in the vicinity on a price per square foot basis. The price per square foot used of RM750 was a significant input. Any changes in the price per square foot would result in a reasonable change in the fair value of the investment properties.

**9. INVESTMENTS IN SUBSIDIARIES**

	2013 RM'000	Company 2012 RM'000
<b>At cost</b>		
Unquoted shares	133,549	133,549
Less: Impairment loss	(25,352)	(19,452)
	108,197	114,097

Details of the subsidiaries, which are all incorporated in Malaysia unless otherwise stated, are as follows:

Name of company	Effective equity interest		Principal activities
	2013 %	2012 %	
Prestar Manufacturing Sdn. Bhd. * (‘PMSB’)	100	100	Manufacture and export of material handling equipment such as wheelbarrows and hand trucks.
Prestar Marketing Sdn. Bhd. * (‘PMktgSB’)	100	100	Importer and distributor of general hardware, tools, material handling equipment and forklifts.
Prestar Engineering Sdn. Bhd. * (‘PESB’)	75	75	Manufacture and supply of guardrails and related products.
Prestar Steel Pipes Sdn. Bhd. * (‘PSPSB’)	100	100	Manufacture and trading of a wide range of steel pipes and tubes.



31 DECEMBER 2013 (cont'd)

## 9. INVESTMENTS IN SUBSIDIARIES (cont'd)

Details of the subsidiaries, which are all incorporated in Malaysia unless otherwise stated, are as follows (cont'd):

Name of company	Effective equity interest		Principal activities
	2013 %	2012 %	
Prestar Precision Tube Sdn. Bhd. * (‘PPTSB’)	100	100	Manufacture of a wide range of steel pipes and tubes.
Dai Dong Steel Sdn. Bhd. * (‘DDSB’)	70	70	Import and trading of steel materials and general hardware products.
Tashin Steel Sdn. Bhd. * (‘TSSB’)	51	51	Manufacture, reprocess and trading of steel related products.
Prestar Galvanising Sdn. Bhd. * (‘PGSB’)	95	95	General hot-dip galvanising and coating of metal products and threaded items.
Prestar Storage System Sdn. Bhd. * (‘PSSSB’)	100	100	Manufacture and installation of all kinds of material handling equipment, structural steel works and pallet racking systems.
Prestar Industries (Vietnam) Co., Ltd. **# (‘PIVCL’)	100	100	Manufacture and processing of all kinds of steel products such as material handling equipment, highway guardrails and building materials and other steel processed products.
<b>Subsidiary of Prestar Precision Tube Sdn. Bhd.</b>			
PT Prestar Precision Tube @ (‘PTPPT’)	75	75	Importing and trading of carbon steel pipes
<b>Subsidiary of Tashin Steel Sdn. Bhd.</b>			
Tashin Hardware Sdn. Bhd. * (‘THSB’)	51	51	Trading of steel material and general hardware products.
<b>Subsidiary of Prestar Manufacturing Sdn. Bhd.</b>			
PT Prestar MHE @ (‘PTMHE’)	100	-	Importing and trading of carbon steel pipes

\* Audited by BDO Malaysia.

# Incorporated in Vietnam.

\*\* Audited by BDO Member Firm.

@ Incorporated in Indonesia.

(a) An impairment loss on investments in subsidiaries amounting to RM331,000 (2012: RM1,077,000) relating to a subsidiary, PIVCL, has been recognised during the financial year. The recoverable amount was determined based on the value-in-use calculation using cash flow projections based on financial budgets approved by the Directors covering a five (5)-year period. The discount rate applied to the cash flow projections was 4.68% based on the weighted average cost of capital of the Company and appropriate risk premiums.

(b) An impairment loss on investments in subsidiaries amounting to RM5,569,000 (2012: RM586,000) relating to a subsidiary, PSPSB, has been recognised during the financial year. The recoverable amount was determined based on the value-in-use calculation using cash flow projections based on financial budgets approved by the Directors covering a five (5)-year period. The discount rate applied to the cash flow projections was 4.77% based on the weighted average cost of capital of the Company and appropriate risk premiums.



31 DECEMBER 2013 (cont'd)

**9. INVESTMENTS IN SUBSIDIARIES (cont'd)**

(c) On 28 January 2013, the Company announced that its wholly-owned subsidiaries, PMSB and PSSSB, jointly incorporated a wholly-owned subsidiary, PTMHE with a total cost of investment of RM94,000. The incorporation did not have any material impact on the financial statements of the Group.

(d) The subsidiaries of the Group that have material non-controlling interests ('NCI') are as follows:

	<b>PESB</b>	<b>DDSB</b>	<b>TSSB</b>	<b>THSB</b>	<b>PGSB</b>	<b>PTPPT</b>	<b>TOTAL</b>
<b>2013</b>							
NCI percentage of ownership interest and voting interest	25%	30%	49%	49%	5%	25%	
Carrying amount of NCI (RM'000)	4,996	3,407	48,130	1,229	385	24	58,171
Profit/(Loss) allocated to NCI (RM'000)	764	411	2,464	370	37	(8)	4,038
<b>2012</b>							
NCI percentage of ownership interest and voting interest	25%	30%	49%	49%	5%	25%	
Carrying amount of NCI (RM'000)	4,982	3,176	46,645	860	473	32	56,168
Profit/(Loss) allocated to NCI (RM'000)	530	190	1,360	69	60	(6)	2,203

(e) The summarised financial information before intra-group elimination of the subsidiaries that have material NCI as at the end of each reporting period are as follows:

	<b>PESB RM'000</b>	<b>DDSB RM'000</b>	<b>TSSB RM'000</b>	<b>THSB RM'000</b>	<b>PGSB RM'000</b>	<b>PTPPT RM'000</b>	<b>TOTAL RM'000</b>
<b>2013</b>							
<b>Assets and liabilities</b>							
Non-current assets	2,422	580	43,968	2,552	6,412	2	55,936
Current assets	27,821	34,574	125,030	20,166	5,682	66	213,339
Non-current liabilities	(279)	-	(1,906)	(530)	(826)	-	(3,541)
Current liabilities	(10,014)	(23,781)	(68,286)	(17,778)	(3,199)	(1)	(123,059)
Net assets	19,950	11,373	98,806	4,410	8,069	67	142,675
<b>Results</b>							
Revenue	41,669	62,080	180,407	47,918	15,600	-	347,674
Profit/(Loss) for the financial year	3,055	1,371	5,630	755	736	(34)	11,513
Total comprehensive income/(loss)	3,055	1,371	5,630	755	736	(34)	11,513
Cash flows from/(used in) operating activities	1,236	523	(2,298)	4,238	1,527	(43)	5,183
Cash flows (used in)/from investing activities	(275)	1,852	(549)	(2,967)	(181)	-	(2,120)
Cash flows (used in)/from financing activities	(831)	(2,402)	2,948	(600)	(2,904)	-	(3,789)
Net increase/(decrease) in cash and cash equivalents	130	(27)	101	671	(1,558)	(43)	(726)
Dividends paid to NCI	750	180	980	-	125	-	2,035





31 DECEMBER 2013 (cont'd)

## 9. INVESTMENTS IN SUBSIDIARIES (cont'd)

(e) The summarised financial information before intra-group elimination of the subsidiaries that have material NCI as at the end of each reporting period are as follows (cont'd):

	<b>PESB</b> <b>RM'000</b>	<b>DDSB</b> <b>RM'000</b>	<b>TSSB</b> <b>RM'000</b>	<b>THSB</b> <b>RM'000</b>	<b>PGSB</b> <b>RM'000</b>	<b>PTPPT</b> <b>RM'000</b>	<b>TOTAL</b> <b>RM'000</b>
<b>2012</b>							
<b>Assets and liabilities</b>							
Non-current assets	1,729	682	45,603	4	6,505	4	54,527
Current assets	25,632	31,008	123,501	13,039	8,046	112	201,338
Non-current liabilities	(258)	-	(2,156)	-	(1,031)	-	(3,445)
Current liabilities	(7,208)	(21,088)	(71,772)	(8,788)	(3,686)	(1)	(112,543)
Net assets	19,895	10,602	95,176	4,255	9,834	115	139,877
<b>Results</b>							
Revenue	49,146	61,364	166,410	13,811	19,831	-	310,562
Profit/(Loss) for the financial year	2,119	632	2,776	142	1,197	(24)	6,842
Total comprehensive income/(loss)	2,119	632	2,776	142	1,197	(24)	6,842
Cash flows from/(used in) operating activities	7,903	103	(7,224)	(9,723)	4,890	(40)	(4,091)
Cash flows from/(used in) investing activities	88	(1,268)	(8,440)	8,883	(1,616)	-	(2,353)
Cash flows (used in)/from financing activities	(9,401)	486	16,092	-	(1,597)	-	5,580
Net (decrease)/increase in cash and cash equivalents	(1,410)	(679)	428	(840)	1,677	(40)	(864)
Dividends paid to NCI	750	120	980	-	-	-	1,850

(f) The carrying amounts of assets to which significant restrictions apply are as follows:

	<b>2013</b> <b>RM'000</b>	<b>2012</b> <b>RM'000</b>
Cash and cash equivalents	5,416	5,342
Buildings	23,045	23,343
Leasehold land	7,081	7,093
Plant and machineries	2,919	3,588
	<b>38,461</b>	<b>39,366</b>

The above restrictions arose from bank covenants as follows:

- (i) The covenant of banking facilities taken by TSSB, a subsidiary of the Company, restricts the ability of the subsidiary to declare dividends of more than 50% of its current year profit after tax to its shareholders without the bank's consent and the ability to dispose and transfer the ownership of its leasehold land and building.
- (ii) The covenant of a term loan taken by DDSB, a subsidiary of the Company, restricts the ability of the subsidiary to declare dividends of more than 50% of its current year profit after tax to its shareholders without the bank's consent.



31 DECEMBER 2013 (cont'd)

**9. INVESTMENTS IN SUBSIDIARIES (cont'd)**

(f) The carrying amounts of assets to which significant restrictions apply are as follows (cont'd):

(iii) The covenant of banking facilities taken by PIVCL, a subsidiary of the Company, restricts the ability of the subsidiary to dispose and transfer the ownership of its leasehold land, building and plant and machineries.

**10. INVESTMENTS IN ASSOCIATES**

	GROUP		COMPANY	
	2013 RM'000	2012 RM'000	2013 RM'000	2012 RM'000
<b>At cost:</b>				
Unquoted equity shares	16,965	17,021	16,965	17,021
Share of post acquisition reserves, net of dividends received	24,539	23,570	-	-
Less: Impairment loss	-	-	-	(53)
	<u>41,504</u>	<u>40,591</u>	<u>16,965</u>	<u>16,968</u>

(a) The details of the associates are as follows:

Name of company	Effective equity interest		Principal activities
	2013 %	2012 %	
POSCO-MKPC Sdn. Bhd. * (Incorporated in Malaysia)	30	30	Slitting, shearing and sales of steel sheets and coils.
Prestar Steel (S) Pte. Ltd. #	-	25	Dormant

\* Audited by BDO Malaysia.

# On 15 August 2013, Prestar Steel (S) Pte. Ltd. was officially struck off from the registers under Section 344 (2) of the Companies Act of Singapore. This did not have any material impact to the financial statements of the Group and the Company.

All the above associates are accounted for using the equity method in the consolidated financial statements.

(b) The financial statements of the above associates are coterminous with those of the Group, which is 31 December 2013.

(c) The summarised financial information of the associates are as follows:

2013 <b>Assets and liabilities</b>	<b>Posco-MKPC Sdn. Bhd. RM'000</b>
Non-current assets	85,336
Current assets	342,197
Non-current liabilities	(15,241)
Current liabilities	(273,625)
Net assets	<u>138,667</u>



31 DECEMBER 2013 (cont'd)

**10. INVESTMENTS IN ASSOCIATES (cont'd)**

(c) The summarised financial information of the associates are as follows (cont'd):

	<b>Posco-MKPC Sdn. Bhd. RM'000</b>		
<b>2013 Results</b>			
Revenue			604,745
Profit for the financial year			3,044
Total comprehensive income			3,044
Cash flows from operating activities			86,771
Cash flows used in investing activities			(1,974)
Cash flows used in financing activities			(82,578)
Net increase in cash and cash equivalents			2,219
	<b>Posco-MKPC Sdn. Bhd. RM'000</b>	<b>Prestar Steel (S) Pte. Ltd. RM'000</b>	<b>Total RM'000</b>
<b>2012 Assets and liabilities</b>			
Non-current assets	87,865	-	87,865
Current assets	366,390	-	366,390
Non-current liabilities	(17,741)	-	(17,741)
Current liabilities	(300,890)	(8)	(300,898)
Net assets/(liabilities)	135,624	(8)	135,616
<b>Results</b>			
Revenue	632,845	-	632,845
Profit/(Loss) for the financial year	292	(2)	290
Total comprehensive income/(loss)	292	(2)	290
Cash flows used in operating activities	(103)	(1)	(104)
Cash flows used in investing activities	(6,322)	-	(6,322)
Cash flows from financing activities	8,097	-	8,097
Net increase/(decrease) in cash and cash equivalents	1,672	(1)	1,671

(d) The reconciliation of net assets of the associates to the carrying amount of the investments in associates are as follows:

	<b>Posco-MKPC Sdn. Bhd. RM'000</b>
<b>As at 31 December 2013</b>	
The Group's share of net assets	41,504
Elimination of unrealised profits	-
Carrying amount in the statement of financial position	41,504
	<b>Posco-MKPC Sdn. Bhd. RM'000</b>
<b>Share of results of the Group for the financial year ended 31 December 2013</b>	
The Group's share of profit/other comprehensive income	913



31 DECEMBER 2013 (cont'd)

**10. INVESTMENTS IN ASSOCIATES (cont'd)**

(d) The reconciliation of net assets of the associates to the carrying amount of the investments in associates are as follows (cont'd):

	Posco-MKPC Sdn. Bhd. RM'000	Prestar Steel (S) Pte. Ltd. RM'000	Total RM'000
<b>As at 31 December 2012</b>			
Share of net assets of the Group	40,591	-	40,591
Elimination of unrealised profits	-	-	-
Carrying amount in the statement of financial position	40,591	-	40,591
<b>Share of results of the Group for the financial year ended 31 December 2012</b>			
Share of profit or loss/other comprehensive income of the Group	88	-	88
<b>Other information</b>			
Dividend received	255	-	255

**11. INTANGIBLE ASSETS****2013****Group  
Carrying amount**

	Balance as at 1.1.2013 RM'000	Amortisation charge for the financial year RM'000	Balance as at 31.12.2013 RM'000
Goodwill	1,675	-	1,675
Development costs	177	(58)	119
	1,852	(58)	1,794

&lt;.....As at 31 December 2013.....&gt;

	Cost RM'000	Accumulated amortisation and impairment RM'000	Carrying amount RM'000
Goodwill	2,803	(1,128)	1,675
Development costs	589	(470)	119
	3,392	(1,598)	1,794



31 DECEMBER 2013 (cont'd)

**11. INTANGIBLE ASSETS (cont'd)**

<b>2012</b>	<b>Balance as at 1.1.2012 RM'000</b>	<b>Amortisation charge for the financial year RM'000</b>	<b>Balance as at 31.12.2012 RM'000</b>
<b>Group Carrying amount</b>			
Goodwill	1,675	-	1,675
Development costs	235	(58)	177
	<u>1,910</u>	<u>(58)</u>	<u>1,852</u>
<b>&lt;.....As at 31 December 2012.....&gt;</b>			
	<b>Cost RM'000</b>	<b>Accumulated amortisation and impairment RM'000</b>	<b>Carrying amount RM'000</b>
Goodwill	2,803	(1,128)	1,675
Development costs	589	(412)	177
	<u>3,392</u>	<u>(1,540)</u>	<u>1,852</u>

(a) Development costs represent costs incurred in the development of high quality steel pipes prior to the commencement of commercial production.

(b) Goodwill

Goodwill arising from business combinations has been allocated to two (2) individual cash-generating units ('CGU') for impairment testing, as follows:

	<b>Manufacturing (CGU 1) RM'000</b>	<b>Trading (CGU 2) RM'000</b>	<b>Total RM'000</b>
Goodwill, gross	1,799	1,004	2,803
Less: Impairment loss	(668)	(460)	(1,128)
Goodwill, net	<u>1,131</u>	<u>544</u>	<u>1,675</u>

For the purpose of impairment testing, goodwill is allocated to the operating divisions of the Group which represent the lowest level within the Group at which the goodwill is monitored for internal management purposes.

The recoverable amounts of the CGUs have been determined based on value in use calculations using discounted cash flow projections from financial budgets approved by the Directors covering a five (5)-year period. The pre-tax discount rate applied to the cash flow projections and forecasted growth rates used to extrapolate cash flows for the five-year period are as follows:

	<b>CGU 1</b>		<b>CGU 2</b>	
	<b>2013 %</b>	<b>2012 %</b>	<b>2013 %</b>	<b>2012 %</b>
Growth rates	4.0 - 9.0	3.0	3.0 - 5.0	5.0
Pre-tax discount rates	4.5	4.5	4.5	4.5



31 DECEMBER 2013 (cont'd)

## 11. INTANGIBLE ASSETS (cont'd)

### (b) Goodwill (cont'd)

A reasonable change in the assumptions above would not cause any impairment loss on goodwill. The calculations of value in use for the CGUs are most sensitive to the following assumptions:

#### (i) Growth rates

The forecasted growth rates applied to the cash flow projections of CGU 1 and CGU 2 is based on the most recent financial budgets approved by the Directors covering a five (5)-year period.

#### (ii) Pre-tax discount rates

Discount rates reflect the current market assessment of the risks specific to each CGU. This is the benchmark used by management to assess the operating performance of the CGU and to evaluate future investment proposals. These discount rates used are pre-tax and reflects the overall weighted average cost of capital of the Group.

Based on the calculations, there were no impairment losses on the CGUs as the recoverable amounts of the CGUs were higher than their carrying amounts as at the end of the reporting period.

## 12. DEFERRED TAX

### (a) Deferred tax assets and liabilities are made up of the following:

	Group		Company	
	2013 RM'000	2012 RM'000	2013 RM'000	2012 RM'000
Balance as at 1 January	2,753	3,992	1,619	1,170
Recognised in profit or loss (Note 25)	873	(1,239)	(11)	449
Balance as at 31 December	3,626	2,753	1,608	1,619
Presented after appropriate offsetting:				
Deferred tax liabilities, net	5,577	4,903	1,608	1,619
Deferred tax assets, net	(1,951)	(2,150)	-	-
	3,626	2,753	1,608	1,619





31 DECEMBER 2013 (cont'd)

## 12. DEFERRED TAX (cont'd)

- (b) The components and movements of deferred tax liabilities and assets during the financial year prior to offsetting are as follows:

### Deferred tax liabilities of the Group

	<b>Property, plant and equipment RM'000</b>
At 1 January 2013	4,903
Recognised in the profit or loss	674
At 31 December 2013	5,577
At 1 January 2012	4,111
Recognised in the profit or loss	792
At 31 December 2012	4,903

### Deferred tax assets of the Group

	<b>Provisions RM'000</b>	<b>Unused tax losses and unabsorbed capital allowances RM'000</b>	<b>Total RM'000</b>
At 1 January 2013	373	1,777	2,150
Recognised in the profit or loss	968	(1,167)	(199)
At 31 December 2013	1,341	610	1,951
At 1 January 2012	119	-	119
Recognised in the profit or loss	254	1,777	2,031
At 31 December 2012	373	1,777	2,150

### Deferred tax liabilities of the Company

	<b>Property, plant and equipment RM'000</b>
At 1 January 2013	1,619
Recognised in the profit or loss	(11)
At 31 December 2013	1,608
At 1 January 2012	1,170
Recognised in the profit or loss	449
At 31 December 2012	1,619



31 DECEMBER 2013 (cont'd)

**12. DEFERRED TAX (cont'd)**

- (c) The amount of temporary differences for which no deferred tax assets have been recognised in the statement of financial position are as follows:

	<b>Group</b>	
	<b>2013</b>	<b>2012</b>
	<b>RM'000</b>	<b>RM'000</b>
Unused tax losses	1,713	13,605
Unabsorbed capital allowances	3,145	16,229
Excess of capital allowances over corresponding depreciation	835	(17,708)
Other temporary differences	11	1,237
	5,704	13,363

Deferred tax assets of certain subsidiaries have not been recognised in respect of these items as it is not probable that taxable profits of the subsidiaries would be available against which the deductible temporary differences could be utilised.

The deductible temporary differences do not expire under the current tax legislation.

**13. INVENTORIES**

	<b>Group</b>	
	<b>2013</b>	<b>2012</b>
	<b>RM'000</b>	<b>RM'000</b>
<b>At cost</b>		
Raw materials	71,786	75,545
Work-in-progress	13,877	8,334
Manufacturing and trading inventories	35,826	54,067
	121,489	137,946
<b>At net realisable value</b>		
Raw materials	22,686	1,561
Work-in-progress	21	1,036
Manufacturing and trading inventories	19,907	8,298
	42,614	10,895
	164,103	148,841

- (a) During the financial year, inventories of the Group recognised as cost of sales amounted to RM527,261,000 (2012:RM531,455,000).
- (b) The Group reversed RM355,000 (2012: RM248,000) of a write down of inventories recorded in the previous financial years that was subsequently not required as the Group was able to sell those inventories above their carrying amounts.
- (c) Net write down of inventories recognised for the Group during the financial year amounted to RM1,814,000 (2012: RM442,000).



31 DECEMBER 2013 (cont'd)

## 14. DERIVATIVE FINANCIAL INSTRUMENTS

Group	Contract/ Notional amount RM'000	Assets RM'000	Liabilities RM'000
<b>2013</b>			
Forward currency contracts	19,475	358	(39)
<b>2012</b>			
Forward currency contracts	27,529	21	(25)

Forward currency contracts have been entered into to operationally hedge forecasted sales and purchases denominated in foreign currencies that are expected to occur at various dates within three (3) months from the end of the reporting period. The forward currency contracts have maturity dates that coincide with the expected occurrence of these transactions. The fair value of these components have been determined based on the difference between the contracted rate and the forward exchange rate as applicable to a contract of similar amount and maturity profile at the end of the reporting date.

During the financial year, the Group recognised total gain of RM323,000 (2012: loss of RM151,000) arising from fair value changes of derivative financial instruments. The fair value changes are attributable to changes in foreign exchange spot and forward rates. The methods and assumptions applied in determining the fair values of derivatives are disclosed in Note 31 to the financial statements.

## 15. TRADE AND OTHER RECEIVABLES

	Group		Company	
	2013 RM'000	2012 RM'000	2013 RM'000	2012 RM'000
<b>Trade receivables</b>				
- Third parties	151,383	157,454	-	-
- Associate	386	883	-	-
- Related parties	709	1,050	-	-
	152,478	159,387	-	-
Less: Impairment loss	(1,194)	(1,061)	-	-
	151,284	158,326	-	-
<b>Other receivables, deposits, and prepayments</b>				
Other receivables	2,411	3,462	61	48
Amount owing by a subsidiary	-	-	4,145	2,639
Deposits	2,741	3,577	17	19
Prepayments	13,014	3,796	83	65
	18,166	10,835	4,306	2,771
	169,450	169,161	4,306	2,771



31 DECEMBER 2013 (cont'd)

**15. TRADE AND OTHER RECEIVABLES (cont'd)**

- (a) Trade receivables are non-interest bearing and the normal trade credit terms granted by the Group ranges from 30 to 120 days (2012: 30 to 120 days) from date of invoice. They are recognised at their original invoice amounts which represent their fair values on initial recognition.
- (b) Amounts owing by related parties represent amounts owing by certain companies in which certain Directors have financial interests and amount owing by an associate are subject to normal trade credit terms.
- (c) Amount owing by a subsidiary represent advances which bear interest at a range of 6.68% to 6.82% (2012: 6.79% to 6.90%) per annum.
- (d) Included in other receivables, deposits and prepayments of the Group are:
- (i) Security deposits paid to a supplier of RM2,500,000 (2012: RM2,500,000) for purchase of raw materials; and
- (ii) Prepayments of RM8,334,000 (2012: RM1,342,000) made to suppliers for purchase of raw materials.
- (e) The currency exposure profile of trade and other receivables is as follows:

	Group		Company	
	2013 RM'000	2012 RM'000	2013 RM'000	2012 RM'000
Ringgit Malaysia	164,694	164,270	4,306	2,771
US Dollar	3,475	3,194	-	-
Singapore Dollar	739	460	-	-
Indonesian Rupiah	91	8	-	-
Vietnamese Dong	451	1,001	-	-
Great Britain Pound	-	228	-	-
	<u>169,450</u>	<u>169,161</u>	<u>4,306</u>	<u>2,771</u>

- (f) The ageing analysis of trade receivables of the Group is as follows:

	Group	
	2013 RM'000	2012 RM'000
Neither past due nor impaired	117,813	125,846
Past due, not impaired		
- 1 to 30 days past due	22,003	18,681
- 31 to 60 days past due	5,062	6,893
- 61 to 90 days past due	4,711	6,192
- More than 90 days past due	1,695	714
	<u>33,471</u>	<u>32,480</u>
Past due and impaired	1,194	1,061
	<u>152,478</u>	<u>159,387</u>

Receivables that are neither past due nor impaired

Trade receivables that are neither past due nor impaired are creditworthy trade receivables with good payment records with the Group. None of the trade receivables of the Group that are neither past due nor impaired have been renegotiated during the financial year.



31 DECEMBER 2013 (cont'd)

## 15. TRADE AND OTHER RECEIVABLES (cont'd)

(f) The ageing analysis of trade receivables of the Group is as follows (cont'd):

### Receivables that are past due but not impaired

The Group has trade receivables amounting to RM33,471,000 (2012: RM32,480,000) that are past due at the end of the reporting period but not impaired. Trade receivables of the Group that are past due but not impaired are unsecured in nature. The Group closely monitors the financial standing of these counter parties on an ongoing basis to ensure that the Group is exposed to minimal credit risk.

### Receivables that are past due and impaired

Trade receivables of the Group that are past due and impaired at the end of each reporting period are as follows:

	<b>Individually impaired</b>	
	<b>2013</b>	<b>2012</b>
	<b>RM '000</b>	<b>RM '000</b>
<b>Group</b>		
Trade receivables, gross	1,194	1,061
Less: Impairment loss	(1,194)	(1,061)
	-	-

(g) The reconciliation of movement in the impairment loss is as follows:

	<b>Group</b>	
	<b>2013</b>	<b>2012</b>
	<b>RM'000</b>	<b>RM'000</b>
At 1 January	1,061	1,537
Charge for the financial year	595	646
Reversal of impairment loss	(445)	(155)
Written off	(17)	(967)
At 31 December	1,194	1,061

Trade receivables that are individually determined to be impaired at the end of each reporting period relate to those debtors that exhibit significant financial difficulties and have defaulted on payments. These receivables are not secured by any collateral or credit enhancements.

(h) Information on financial risks of trade and other receivables is disclosed in Note 32 to the financial statements.

## 16. CASH AND CASH EQUIVALENTS

	<b>Group</b>		<b>Company</b>	
	<b>2013</b>	<b>2012</b>	<b>2013</b>	<b>2012</b>
	<b>RM'000</b>	<b>RM'000</b>	<b>RM'000</b>	<b>RM'000</b>
Cash and bank balances	19,022	16,132	1,828	1,463
Fixed deposits with licensed banks	1,398	1,667	604	1,102
	20,420	17,799	2,432	2,565



31 DECEMBER 2013 (cont'd)

**16. CASH AND CASH EQUIVALENTS (cont'd)**

(a) The currency exposure profile of cash and cash equivalents is as follows:

	Group		Company	
	2013 RM'000	2012 RM'000	2013 RM'000	2012 RM'000
Ringgit Malaysia	18,623	16,319	1,828	2,565
US Dollar	1,413	444	604	-
Vietnamese Dong	304	931	-	-
Indonesian Rupiah	80	105	-	-
	<u>20,420</u>	<u>17,799</u>	<u>2,432</u>	<u>2,565</u>

(b) For the purpose of the statements of cash flows, cash and cash equivalents comprise the following as at the end of each reporting period:

	Group		Company	
	2013 RM'000	2012 RM'000	2013 RM'000	2012 RM'000
Cash and bank balances	19,022	16,132	1,828	1,463
Fixed deposits with licensed banks	1,398	1,667	604	1,102
Bank overdrafts (Note 19)	(1,259)	(2,392)	(39)	(632)
	<u>19,161</u>	<u>15,407</u>	<u>2,393</u>	<u>1,933</u>
Less: Fixed deposits pledged to licensed banks	(604)	(105)	(604)	(105)
As reported in statements of cash flows	<u>18,557</u>	<u>15,302</u>	<u>1,789</u>	<u>1,828</u>

(c) The fixed deposits of the Group and of the Company have maturity periods ranging from one (1) month to three (3) months.

Included in fixed deposits of the Group and of the Company were amounts of RM604,000 (2012: RM105,000) pledged to licensed banks as security for banking facilities granted to the Group and the Company as disclosed in Note 19 to the financial statements.

(d) Information on financial risks of cash and cash equivalents is disclosed in Note 32 to the financial statements.

**17. SHARE CAPITAL**

	Group and Company			
	2013 Number of shares '000	2013 RM'000	2012 Number of shares '000	2012 RM'000
Ordinary shares of RM0.50 each:				
Authorised	<u>400,000</u>	<u>200,000</u>	<u>400,000</u>	<u>200,000</u>
Issued and fully paid:				
Balance as at 1 January/ 31 December	<u>180,980</u>	<u>90,490</u>	<u>180,980</u>	<u>90,490</u>





31 DECEMBER 2013 (cont'd)

## 17. SHARE CAPITAL (cont'd)

The owners of the parent are entitled to receive dividends as and when declared by the Company and are entitled to one (1) vote per ordinary share at meetings of the Company. All ordinary shares rank pari passu with regard to the residual assets of the Company.

### Treasury shares

The shareholders of the Company, by an ordinary resolution passed at its Annual General Meeting held on 26 June 2003, approved the plan of the Company to repurchase its own shares and the approval had been renewed in subsequent Annual General Meetings. The Directors are committed to enhancing the value of the Company to its shareholders and believe that the repurchase plan is in the best interests of the Company and its shareholders.

Of the total 180,980,900 (2012: 180,980,900) issued and fully paid ordinary shares as at 31 December 2013, 6,919,900 (2012: 6,919,900) are held as treasury shares by the Company. As at 31 December 2013, the number of outstanding ordinary shares in issue net of treasury shares is 174,061,000 (2012: 174,061,000) ordinary shares of RM0.50 each.

## 18. RESERVES

	Group		Company	
	2013 RM'000	2012 RM'000	2013 RM'000	2012 RM'000
<b>Non-distributable</b>				
Share premium	1,687	1,687	1,687	1,687
Exchange translation reserve	303	(535)	-	-
	1,990	1,152	1,687	1,687
<b>Distributable</b>				
Retained earnings	107,306	96,145	21,384	25,344
	109,296	97,297	23,071	27,031

### (a) Exchange translation reserve

The exchange translation reserve is used to record foreign currency exchange differences arising from the translation of the financial statements of foreign operations whose functional currencies are different from that of the presentation currency of the Group. It is also used to record the exchange differences arising from monetary items which form part of the net investment of the Group in foreign operations, where the monetary item is denominated in either the functional currency of the reporting entity or the foreign operation.

### (b) Retained earnings

The Company had moved to single tier system at the end of the financial year, and as a result, there are no longer any restrictions on the Company to frank the payment of dividends out of its entire retained earnings as at the end of the reporting period.



31 DECEMBER 2013 (cont'd)

**19. BORROWINGS**

	<b>Group</b>		<b>Company</b>	
	<b>2013</b>	<b>2012</b>	<b>2013</b>	<b>2012</b>
	<b>RM'000</b>	<b>RM'000</b>	<b>RM'000</b>	<b>RM'000</b>
<b>Current liabilities</b>				
<u>Secured</u>				
Bank overdrafts	584	462	39	257
Trade financing	21,686	21,240	-	314
Revolving credits	39,000	31,500	39,000	31,500
Hire purchase liabilities (Note 19.1)	1,495	1,670	121	115
Term loans	4,620	7,075	4,180	6,451
<u>Unsecured</u>				
Bank overdrafts	675	1,930	-	375
Trade financing	163,136	150,912	-	-
Revolving credit	9,000	10,000	-	-
Term loans	580	2,193	580	2,193
	<b>240,776</b>	<b>226,982</b>	<b>43,920</b>	<b>41,205</b>
<b>Non-current liabilities</b>				
<u>Secured</u>				
Hire purchase liabilities (Note 19.1)	3,755	3,827	230	351
Term loans	21,750	26,370	20,372	24,552
<u>Unsecured</u>				
Term loans	-	580	-	580
	<b>25,505</b>	<b>30,777</b>	<b>20,602</b>	<b>25,483</b>
<b>Total borrowings</b>				
<u>Secured</u>				
Bank overdrafts	584	462	39	257
Trade financing	21,686	21,240	-	314
Revolving credits	39,000	31,500	39,000	31,500
Hire purchase liabilities (Note 19.1)	5,250	5,497	351	466
Term loans	26,370	33,445	24,552	31,003
<u>Unsecured</u>				
Bank overdrafts	675	1,930	-	375
Trade financing	163,136	150,912	-	-
Revolving credit	9,000	10,000	-	-
Term loans	580	2,773	580	2,773
	<b>266,281</b>	<b>257,759</b>	<b>64,522</b>	<b>66,688</b>

(a) The currency exposure profile of borrowings is as follows:

	<b>Group</b>		<b>Company</b>	
	<b>2013</b>	<b>2012</b>	<b>2013</b>	<b>2012</b>
	<b>RM'000</b>	<b>RM'000</b>	<b>RM'000</b>	<b>RM'000</b>
Ringgit Malaysia	264,294	254,959	64,522	66,688
US Dollar	1,987	2,800	-	-
	<b>266,281</b>	<b>257,759</b>	<b>64,522</b>	<b>66,688</b>



31 DECEMBER 2013 (cont'd)

## 19. BORROWINGS (cont'd)

(b) Information on financial risks of borrowings of the Group and of the Company is disclosed in Note 32 to the financial statements.

### Group

The bank borrowings of the Group (other than hire purchase liabilities as further disclosed in Note 19.1 to the financial statements) are secured by means of:

- (a) first and third party registered legal charge over the Group's freehold land, certain buildings, leasehold land and plant and machinery as disclosed in Note 7(a) to the financial statements;
- (b) corporate guarantee issued by the Company and personal guarantee by certain Directors of the subsidiaries;
- (c) pledge against fixed deposits of the Group and of the Company as disclosed in Note 16 to the financial statements.

### Company

The bank borrowings of the Company are secured by the first legal charge over the freehold land and buildings of the Company as disclosed in Note 7(a) to the financial statements.

#### 19.1 HIRE PURCHASE LIABILITIES - SECURED

	Group		Company	
	2013 RM'000	2012 RM'000	2013 RM'000	2012 RM'000
Minimum hire purchase payments:				
- Not later than one (1) year	1,762	1,965	135	135
- Later than one (1) year and not later than five (5) years	4,051	4,200	240	374
	5,813	6,165	375	509
Less: Future interest charges	(563)	(668)	(24)	(43)
Present value of hire purchase liabilities	5,250	5,497	351	466
Repayable as follows:				
- Current liabilities	1,495	1,670	121	115
- Non-current liabilities	3,755	3,827	230	351
	5,250	5,497	351	466

## 20. TRADE AND OTHER PAYABLES

	Group		Company	
	2013 RM'000	2012 RM'000	2013 RM'000	2012 RM'000
<b>Trade payables</b>				
Third parties	16,090	31,740	-	-
Associate	2,312	908	-	-
Related parties	416	1,117	-	-
	18,818	33,765	-	-



31 DECEMBER 2013 (cont'd)

**20. TRADE AND OTHER PAYABLES (cont'd)**

	Group		Company	
	2013 RM'000	2012 RM'000	2013 RM'000	2012 RM'000
<b>Other payables</b>				
Third parties	5,465	4,500	91	107
Amounts owing to subsidiaries	-	-	9,873	9,491
Associate	466	477	457	467
Related parties	34	43	-	-
Accruals	8,897	8,304	1,292	1,150
	14,862	13,324	11,713	11,215
	33,680	47,089	11,713	11,215

- (a) Trade payables are non-interest bearing and the normal trade credit terms granted to the Group range from 30 to 120 days (2012: 30 to 120 days) from date of invoice.
- (b) Related parties represent companies in which certain Directors of the Company have financial interests, of which amounts owing to related parties (trade) are subject to normal trade credit terms of the Group.
- (c) Amounts owing to an associate company (trade) are subject to normal trade credit terms.
- (d) Amounts owing to subsidiaries and related parties (non-trade) represent advances and payments made on behalf which are unsecured, payable upon demand in cash and cash equivalents and interest-free except for advances of RM4,310,000 (2012: RM7,545,000) to a subsidiary which bear interest ranging from 4.66% to 4.96% (2012: 3.30% to 4.96%) per annum.
- (e) Information on financial risks of trade and other payables is disclosed in Note 32 to the financial statements.
- (f) The currency exposure profile of trade and other payables are as follows:

	Group		Company	
	2013 RM'000	2012 RM'000	2013 RM'000	2012 RM'000
Ringgit Malaysia	31,215	44,534	11,713	11,215
US Dollar	409	902	-	-
Singapore Dollar	306	892	-	-
Euro	557	389	-	-
Japanese Yen	311	243	-	-
Indonesian Rupiah	14	1	-	-
Vietnamese Dong	868	128	-	-
	33,680	47,089	11,713	11,215

**21. COMMITMENTS**

- (a) Operating lease commitments
- (i) The Group as lessee

The Group had entered into non-cancellable lease agreements for premises, resulting in future rental commitments which can, subject to certain terms in the agreements, be revised annually based on prevailing market rates.



31 DECEMBER 2013 (cont'd)

## 21. COMMITMENTS (cont'd)

### (a) Operating lease commitments (cont'd)

#### (i) The Group as lessee (cont'd)

The lease terms do not contain restrictions on the activities of the Group concerning dividends or additional debt. Certain lease terms entered into by subsidiaries include restrictions on further leasing. The Group has aggregate future minimum lease commitment as at the end of each reporting periods as follows:

	Group	
	2013 RM'000	2012 RM'000
Not later than one (1) year	240	294
Later than one (1) year and not later than five (5) years	184	44
	424	338

#### (ii) The Group as lessor

The Group had entered into non-cancellable lease agreements on certain premises and forklifts.

The Group has aggregate future minimum lease commitment as at the end of each reporting period as follows:

	Group	
	2013 RM'000	2012 RM'000
Not later than one (1) year	3,771	2,015
Later than one (1) year and not later than five (5) years	4,886	3,831
	8,657	5,846

### (b) Capital commitments

	Group		Company	
	2013 RM'000	2012 RM'000	2013 RM'000	2012 RM'000
Capital expenditure in respect of purchase of property, plant and equipment:				
Contracted but not provided for	6,418	260	409	-
Approved but not contracted for	344	154	-	-
	6,762	414	409	-

## 22. CONTINGENT LIABILITIES

	Company	
	2013 RM'000	2012 RM'000
Unsecured:		
- Corporate guarantees given to financial institutions for credit facilities granted to subsidiaries	287,646	270,952
	287,646	270,952



31 DECEMBER 2013 (cont'd)

**23. REVENUE**

	Group		Company	
	2013 RM'000	2012 RM'000	2013 RM'000	2012 RM'000
Sale of goods	596,545	584,661	3	8
Gross dividend income from subsidiaries	-	-	7,345	8,039
Rental income	3,993	3,014	4,608	4,294
	<u>600,538</u>	<u>587,675</u>	<u>11,956</u>	<u>12,341</u>

**24. PROFIT/(LOSS) BEFORE TAX**

	NOTE	Group		Company	
		2013 RM'000	2012 RM'000	2013 RM'000	2012 RM'000
Profit/(Loss) before tax is arrived at after charging:					
Amortisation of development costs	11	58	58	-	-
Auditors' remuneration		184	173	25	24
Depreciation of investment properties	8	2	2	-	-
Depreciation of property, plant and equipment	7	15,215	9,360	1,153	1,130
Directors' remuneration:					
- Fees		700	608	220	188
- Emoluments other than fees		4,953	5,323	1,057	931
Fair value adjustments on derivative instruments	14	-	151	-	-
Impairment losses on:					
- trade and other receivables	15(g)	595	646	-	-
- investment in subsidiaries		-	-	5,900	1,663
- property, plant and equipment	7	2,654	3,227	-	-
Interest expenses on:					
- trade financing		8,447	7,352	-	-
- commercial papers		-	92	-	92
- revolving credits		2,253	2,212	1,812	1,764
- bank overdrafts		117	128	17	2
- term loans		2,086	2,585	1,972	2,400
- hire purchase		369	244	20	26
- subsidiary		-	-	238	293
Inventories written down		1,814	442	-	-
Deficit on an associate being struck off		-	-	3	-
Property, plant and equipment written off	7	72	443	-	-
Rental of:					
- equipment		11	14	-	-
- premises		390	368	-	-
- forklifts		80	57	-	-
Unrealised loss on foreign exchange		5	-	-	-





31 DECEMBER 2013 (cont'd)

**24. PROFIT/(LOSS) BEFORE TAX (cont'd)**

		Group		Company	
	NOTE	2013 RM'000	2012 RM'000	2013 RM'000	2012 RM'000
And crediting:					
Fair value adjustments on derivative instruments	14	323	-	-	-
Gain on disposal of property, plant and equipment		183	180	26	32
Gain on disposal of non-current assets held for sale		-	1,394	-	-
Gross dividend income from subsidiaries	23	-	-	7,345	8,039
Interest income:					
- subsidiaries		-	-	210	675
- deposits with licensed banks		239	394	109	43
Reversal of write down of inventories	13	355	248	-	-
Realised gain on foreign exchange		441	287	9	-
Rental income:					
- subsidiaries		-	-	2,893	2,514
- related parties		-	4	1,715	1,780
- others		3,993	3,010	-	-
Reversal of impairment loss on trade receivables	15(g)	445	155	-	-
Unrealised gain on foreign exchange		-	241	-	-

The estimated monetary value of benefits-in-kind received or receivable by the Directors otherwise than in cash from the Group and the Company amounted to RM181,000 (2012: RM161,000) and RM28,000 (2012: RM28,000) respectively.

**25. TAX EXPENSE**

	Group		Company	
	2013 RM'000	2012 RM'000	2013 RM'000	2012 RM'000
Current tax expense based on profit for the financial year:				
- income tax	3,204	2,073	727	749
Under/(Over) provision in prior years	9	(45)	(4)	(36)
	3,213	2,028	723	713
Deferred tax (Note 12)				
Relating to origination and reversal of temporary differences	(173)	(1,126)	(112)	449
Under/(Over) provision in prior years	1,046	(113)	101	-
	873	(1,239)	(11)	449
	4,086	789	712	1,162



31 DECEMBER 2013 (cont'd)

**25. TAX EXPENSE (cont'd)**

- (a) Malaysian income tax is calculated at the statutory tax rate of twenty-five percent (25%) (2012: 25%) of the estimated taxable profits for the fiscal year.
- (b) Tax expense for other taxation authorities are calculated at the rates prevailing in those respective jurisdictions.
- (c) The numerical reconciliation between the tax expense and the product of accounting profit multiplied by the applicable tax rates of the Group and of the Company are as follows:

	Group		Company	
	2013 RM'000	2012 RM'000	2013 RM'000	2012 RM'000
Profit/(Loss) before tax	20,329	10,693	(2,204)	2,668
Tax at Malaysian statutory tax rate of 25% (2012: 25%)	5,082	2,673	(551)	667
Tax effects in respect of:				
- Non-allowable expenses	1,503	748	2,322	1,843
- Non-taxable income	(160)	(352)	(1,156)	(1,312)
- Tax incentives and allowances	(1,480)	(285)	-	-
- Deferred tax assets not recognised	1,426	1,169	-	-
- Utilisation of previously unrecognised deferred tax assets	(3,340)	(3,006)	-	-
	3,031	947	615	1,198
Under/(Over) provision of tax expenses in prior year	9	(45)	(4)	(36)
Under/(Over) provision of deferred tax in prior years	1,046	(113)	101	-
	4,086	789	712	1,162

- (d) Tax savings of the Group and the Company are as follows:

	2013 RM'000	2012 RM'000
Arising from utilisation of previously unrecognised tax losses	-	103

- (e) Tax on each component of other comprehensive income is as follows:

	Group					
	Before tax RM'000	2013 Tax effect RM'000	After tax RM'000	Before tax RM'000	2012 Tax effect RM'000	After tax RM'000
<b>Items that may be reclassified subsequently to profit or loss</b>						
Foreign currency translations	838	-	838	(463)	-	(463)



31 DECEMBER 2013 (cont'd)

## 26. DIVIDENDS

	Group and Company			
	2013		2012	
	Gross dividend per share sen	Amount of dividend net of tax RM'000	Gross dividend per share sen	Amount of dividend net of tax RM'000
Final dividend in respect of financial year ended 31 December 2012	0.6	1,044	-	-
Final dividend in respect of financial year ended 31 December 2011	-	-	1.0	1,741
	<u>0.6</u>	<u>1,044</u>	<u>1.0</u>	<u>1,741</u>

As approved by the shareholders at the Annual General Meeting held on 18 June 2013, a final dividend of 1.2% (0.6 sen per share), tax exempt, amounting to RM1,044,366 in respect of financial year ended 31 December 2012 was paid on 9 September 2013.

A final single tier dividend in respect of the financial year ended 31 December 2013 of 2.0 sen per ordinary share, amounting to RM3,481,220 has been proposed by the Directors after the reporting period for shareholders' approval at the forthcoming Annual General Meeting. The financial statements for the current financial year do not reflect this proposed dividend. This dividend, if approved by shareholders, will be accounted for as an appropriation of retained earnings in the financial year ending 31 December 2014.

## 27. EARNINGS PER SHARE

### (a) Basic earnings per share

Basic earnings per ordinary share for the financial year is calculated by dividing the consolidated profit for the financial year attributable to equity holders of the parent by the weighted average number of ordinary shares outstanding during the financial year after deducting the treasury shares.

	Group	
	2013 RM'000	2012 RM'000
Consolidated profit attributable to equity holders of the parent	<u>12,205</u>	<u>7,701</u>
Weighted average number of ordinary shares outstanding (adjusted for treasury shares) ('000)	<u>174,061</u>	<u>174,061</u>
Basic earnings per ordinary share (sen)	<u>7.01</u>	<u>4.42</u>

### (b) Diluted earnings per share

The diluted earnings per ordinary share for the financial year equals basic earnings per ordinary share as there were no dilutive potential ordinary shares as at 31 December 2013 and 31 December 2012.

## 28. EMPLOYEE BENEFITS

	Group		Company	
	2013 RM'000	2012 RM'000	2013 RM'000	2012 RM'000
Salaries, wages and bonuses	33,276	30,353	2,047	1,860
Defined contribution plan	2,956	2,700	245	200
Other employee benefits	2,674	2,355	56	56
	<u>38,906</u>	<u>35,408</u>	<u>2,348</u>	<u>2,116</u>



31 DECEMBER 2013 (cont'd)

## 28. EMPLOYEE BENEFITS (cont'd)

Included in the employee benefits of the Group and of the Company are Directors' remuneration amounting to RM4,953,000 (2012: RM5,323,000) and RM1,057,000 (2012: RM931,000) respectively.

## 29. RELATED PARTIES TRANSACTIONS

### (a) Identities of related parties

Parties are considered to be related to the Group if the Group has the ability, directly or indirectly, to control the party or exercise significant influence over the party in making financial and operating decisions, or vice versa, or where the Group and the party are subject to common control or common significant influence. Related parties could be individuals or other entities.

The Company has controlling related party relationships with its direct, indirect subsidiaries, and its associates. In addition, the Company also has related party relationships with the following parties:

- (i) The substantial shareholders of the Company through their beneficial shareholdings in Fabulous Essence Sdn. Bhd. and YK Toh Property Sdn. Bhd. are Toh Yew Keat, Dato' Toh Yew Peng, Toh Yew Kar, Toh Poh Khuan, Toh Yew Keong, Toh Yew Chin, Toh Yew Seng, Andy Toh Jin Hong and Ian Toh Jin Hu; and

The substantial shareholders of the Company who are also the Directors of the Company are Toh Yew Keat, Dato' Toh Yew Peng, Toh Yew Kar, Toh Yew Seng and Toh Yew Chin

("collectively known as "Substantial Shareholders").

- (ii) Companies in which the Substantial Shareholders have financial interests as defined in item (i) above are as follows:

Related parties	Relationships
Chiho Hardware Sdn. Bhd.	A company in which Toh Yew Chin, Dato' Toh Yew Peng, Toh Yew Seng, Toh Yew Keat, Toh Yew Kar are also Directors and shareholders
Syarikat Kwong Nam Hin Sdn. Bhd.	A company in which Dato' Toh Yew Peng and Toh Yew Keat are also Directors and shareholders
Wei Giap Hardware Sdn. Bhd.	A company in which Dato' Toh Yew Peng, Toh Yew Keat and Toh Yew Kar are also Directors and shareholders
Wei Sheng Hardware Sdn. Bhd.	A company in which Toh Yew Kar is also a Director and shareholder
YK Toh (M) Sdn. Bhd.	A company in which Toh Yew Keat, Dato' Toh Yew Peng, Toh Yew Kar, Toh Yew Seng and Toh Yew Chin are also Directors and shareholders
YK Toh Marketing (S) Pte. Ltd.	A company in which Toh Yew Chin is also a Director and shareholder
Diager SG Pte. Ltd.	A company in which Toh Yew Chin is also a Director and shareholder
Lim & Yeoh Advocates & Solicitors	A firm in which Lim Cheang Nyok is a partner



31 DECEMBER 2013 (cont'd)

## 29. RELATED PARTIES TRANSACTIONS (cont'd)

### (b) Significant related party transactions

In addition to the transactions and balances detailed elsewhere in the financial statements, the Group and the Company had the following transactions with the related parties during the financial year:

	<b>Company</b>	
	<b>2013</b>	<b>2012</b>
	<b>RM'000</b>	<b>RM'000</b>
(i) Transactions with subsidiaries:		
Gross dividend income	(7,345)	(7,784)
Interest paid	238	293
Interest income	(210)	(675)
Rental income	(2,893)	(2,514)
Purchases	-	1
Transfer of property, plant and equipment	-	6,070
(ii) Transactions with an associate:		
<i>POSCO-MKPC Sdn. Bhd.</i>		
Gross dividend income	-	(255)
Rental income	(1,715)	(1,780)
	<b>Group</b>	
	<b>2013</b>	<b>2012</b>
	<b>RM'000</b>	<b>RM'000</b>
(i) Transactions with an associate:		
<i>POSCO-MKPC Sdn. Bhd.</i>		
Sales of goods	(90)	(2,190)
Purchase of goods	9,269	8,937
Rental receivables	(1,743)	(1,824)
(ii) Transactions with companies in which the Substantial Shareholders have financial interests:		
<i>Chiho Hardware Sdn. Bhd.</i>		
Sales of goods	(606)	(612)
Purchases	12	11
<i>Wei Giap Hardware Sdn. Bhd.</i>		
Sales of goods	(155)	(161)
Purchases	299	293
<i>Wei Sheng Hardware Sdn. Bhd.</i>		
Sales of goods	(121)	(99)
<i>YK Toh (M) Sdn. Bhd.</i>		
Rental receivables	-	(4)
Rental paid	18	13
Purchases	272	284



31 DECEMBER 2013 (cont'd)

**29. RELATED PARTIES TRANSACTIONS (cont'd)****(b) Significant related party transactions (cont'd)**

	<b>Group</b>	
	<b>2013</b>	<b>2012</b>
	<b>RM'000</b>	<b>RM'000</b>
(iii) Transactions with a company in which Toh Yew Keat and Dato' Toh Yew Peng have financial interests:		
<i>Syarikat Kwong Nam Hing Sdn. Bhd.</i>		
Sales of goods	(50)	(34)
(iv) Transactions with companies in which Toh Yew Chin has financial interests:		
<i>YK Toh Marketing (S) Pte. Ltd.</i>		
Sales of goods	(3,221)	(3,617)
Purchases	2,560	2,674
<i>Diager SG Pte. Ltd.</i>		
Purchases	-	98
(v) Transaction with a Director:		
<i>Toh Yew Chin</i>		
Professional fees paid	267	185

The related party transactions described above were carried out on negotiated terms and conditions mutually agreed with the respective related parties.

**(c) Compensation of key management personnel**

Key management personnel are those persons having the authority and responsibility for planning, directing and controlling the activities of the entity, directly and indirectly, including any Directors (whether executive or otherwise) of the Group and the Company.

The remuneration of Directors and other key management personnel during the financial year was as follows:

	<b>Group</b>		<b>Company</b>	
	<b>2013</b>	<b>2012</b>	<b>2013</b>	<b>2012</b>
	<b>RM'000</b>	<b>RM'000</b>	<b>RM'000</b>	<b>RM'000</b>
Short term employee benefits	5,024	5,385	1,147	1,020
Contributions to defined contribution plan	629	546	130	99
	5,653	5,931	1,277	1,119



31 DECEMBER 2013 (cont'd)

## 30. OPERATING SEGMENTS

Prestar Resources Berhad and its subsidiaries are principally engaged in investment holding, trading and manufacturing of steel related products.

Prestar Resources Berhad has arrived at three (3) reportable segments that are organised and managed separately based on information reported internally to the Management and the Board of Directors. The reportable segments are summarised as follows:

Investment	:	Investment holding, long term investment in quoted shares and property investment
Trading	:	Sales of hardware and steel related products
Manufacturing	:	Manufacturing of steel related products

The accounting policies of operating segments are the same as those described in the summary of significant accounting policies. The Group evaluates performance on the basis of profit or loss from operations before tax.

Inter-segment revenue is priced along the same lines as sales to external customers and is eliminated in the consolidated financial statements. These policies have been applied consistently throughout the current and previous financial years.

Segment assets exclude tax assets and goodwill. Segment liabilities exclude tax liabilities. Even though borrowings arise from financing activities rather than operating activities, they are allocated to the segments based on relevant factors. Details are provided in the reconciliations from segment assets and liabilities to the position of the Group.

Segment capital expenditure is the total cost incurred during the period to acquire segment assets that are expected to be used for more than one (1) period for each reportable segment.





31 DECEMBER 2013 (cont'd)

**30. OPERATING SEGMENTS (cont'd)**

<b>2013</b>	<b>Investment RM'000</b>	<b>Trading RM'000</b>	<b>Manufacturing RM'000</b>	<b>Total RM'000</b>
<b>Revenue</b>				
Total revenue	11,956	160,378	520,861	693,195
Inter-segment revenue	(10,241)	(1,562)	(80,854)	(92,657)
<b>Revenue from external customers</b>	<b>1,715</b>	<b>158,816</b>	<b>440,007</b>	<b>600,538</b>
Finance costs	(3,841)	(2,093)	(7,338)	(13,272)
Interest income	108	17	114	239
Net finance expense	(3,733)	(2,076)	(7,224)	(13,033)
Amortisation	-	-	58	58
Depreciation	1,153	1,629	12,435	15,217
<b>Segment (loss)/profit before income tax</b>	<b>(2,204)</b>	<b>4,320</b>	<b>19,427</b>	<b>21,543</b>
Share of profit of associate	913	-	-	913
Tax expenses	(32)	(1,245)	(2,809)	(4,086)
<b>Other material non-cash items:</b>				
Impairment losses on:				
- trade and other receivables	-	170	425	595
- property, plant and equipment	-	-	2,654	2,654
Property, plant and equipment written off	-	3	69	72
Reversal of write down of inventories	-	(141)	(214)	(355)
Gain on disposal of property, plant and equipment	(26)	(65)	(92)	(183)
Inventories written down	-	-	1,814	1,814
Capital expenditure	108	1,834	7,325	9,267
Investment in associates	41,504	-	-	41,504
<b>Segment assets</b>	<b>55,709</b>	<b>81,306</b>	<b>375,693</b>	<b>512,708</b>
<b>Segment liabilities</b>	<b>61,067</b>	<b>38,885</b>	<b>200,048</b>	<b>300,000</b>



31 DECEMBER 2013 (cont'd)

**30. OPERATING SEGMENTS (cont'd)**

<b>2012</b>	<b>Investment RM'000</b>	<b>Trading RM'000</b>	<b>Manufacturing RM'000</b>	<b>Total RM'000</b>
<b>Revenue</b>				
Total revenue	12,341	148,180	499,072	659,593
Inter-segment revenue	(10,560)	(4,824)	(56,534)	(71,918)
<b>Revenue from external customers</b>	<b>1,781</b>	<b>143,356</b>	<b>442,538</b>	<b>587,675</b>
Finance costs	(4,275)	(1,653)	(6,685)	(12,613)
Interest income	43	13	338	394
Net finance expense	(4,232)	(1,640)	(6,347)	(12,219)
Amortisation	-	-	58	58
Depreciation	1,130	1,188	7,044	9,362
<b>Segment profit before income tax</b>	<b>2,667</b>	<b>2,553</b>	<b>13,319</b>	<b>18,539</b>
Share of profit of associate	88	-	-	88
Tax expenses	(465)	(789)	465	(789)
<b>Other material non-cash items:</b>				
Impairment losses on:				
- trade and other receivables	-	153	493	646
- property, plant and equipment	-	-	3,227	3,227
Property, plant and equipment written off	-	148	295	443
Reversal of write down of inventories	-	(248)	-	(248)
Gain on disposal of property, plant and equipment	(32)	(42)	(106)	(180)
Gain on disposal of non-current assets held for sale	-	-	(1,394)	(1,394)
Inventories written down	-	41	401	442
Capital expenditure	535	5,634	7,301	13,470
Investment in associates	40,591	-	-	40,591
<b>Segment assets</b>	<b>54,188</b>	<b>90,886</b>	<b>357,383</b>	<b>502,457</b>
<b>Segment liabilities</b>	<b>68,412</b>	<b>39,070</b>	<b>197,391</b>	<b>304,873</b>



31 DECEMBER 2013 (cont'd)

**30. OPERATING SEGMENTS (cont'd)**

Reconciliations of reportable segment revenues, profit or loss, assets and liabilities to the corresponding amounts of the Group are as follows:

	<b>2013 RM'000</b>	<b>2012 RM'000</b>
<b>Revenue</b>		
Total revenue for reportable segments	693,195	659,593
Elimination of inter-segmental revenues	(92,657)	(71,918)
Revenue of the Group per consolidated statement of profit or loss and other comprehensive income	<u>600,538</u>	<u>587,675</u>
<b>Profit for the financial year</b>		
Total profit or loss for reportable segments	21,543	18,539
Elimination of inter-segment profits	(1,214)	(7,846)
Profit before tax	20,329	10,693
Tax expenses	(4,086)	(789)
Profit for the financial year of the Group per consolidated statement of profit or loss and other comprehensive income	<u>16,243</u>	<u>9,904</u>
<b>Assets</b>		
Total assets for reportable segments	512,708	502,457
Investment in associates	41,504	40,591
Tax assets	2,653	3,360
Goodwill	1,675	1,675
Assets of the Group per consolidated statement of financial position	<u>558,540</u>	<u>548,083</u>
<b>Liabilities</b>		
Total liabilities for reportable segments	300,000	304,873
Tax liabilities	6,437	5,109
Liabilities of the Group per consolidated statement of financial position	<u>306,437</u>	<u>309,982</u>



31 DECEMBER 2013 (cont'd)

## 30. OPERATING SEGMENTS (cont'd)

### Geographical information

The business activities of the Group are predominantly located in Malaysia and as such segment reporting by geographical location is not presented.

### Major customers

The Group does not have major customers with revenue equal to or more than ten percent (10%) of the revenue of the Group.

## 31. FINANCIAL INSTRUMENTS

### (a) Capital management

The primary objective of the capital management of the Group is to ensure that entities of the Group would be able to continue as going concerns whilst maximising return to shareholders through the optimisation of the debt and equity ratio. The overall strategy of the Group remains unchanged from that in the previous financial year.

The Group manages its capital structure and makes adjustments to it in response to changes in economic conditions. In order to maintain or adjust the capital structure, the Group may adjust the dividend payment to shareholders or issue new shares. No changes were made in the objectives, policies or processes during the financial years ended 31 December 2013 and 31 December 2012.

The Group monitors capital on the basis of the Group's consolidated gearing ratio which is total external debts divided by consolidated net tangible assets. The Group has a target gearing ratio of 1.50 times. External debts comprise borrowings. Consolidated net tangible assets represents shareholders' funds less intangible assets.

	Group		Company	
	2013 RM'000	2012 RM'000	2013 RM'000	2012 RM'000
<b>Borrowings</b>	266,281	257,759	64,522	66,688
Shareholders' funds	193,932	181,933	107,707	111,667
Less: Intangible assets	(1,794)	(1,852)	-	-
Net tangible assets	192,138	180,081	107,707	111,667
Gearing ratio	1.39	1.43	0.60	0.60

The Group maintains a gearing ratio that complies with debt covenants and regulatory requirements in countries where the Group operates. This includes minimum capital requirements and the requirement to maintain legal reserves which are non-distributable.

Pursuant to the requirements of Practice Note No. 17/2005 of the Bursa Malaysia Securities, the Group is required to maintain a consolidated shareholders' equity equal to or not less than the 25% of the issued and paid-up capital (excluding treasury shares) and such shareholders' equity is not less than RM40 million. The Group has complied with this requirement for the financial year ended 31 December 2013.



31 DECEMBER 2013 (cont'd)

## 31. FINANCIAL INSTRUMENTS (cont'd)

## (b) Financial instruments

Group	Loans and receivables RM'000	Fair value through profit or loss RM'000	Total RM'000
<b>2013</b>			
<b>Financial assets</b>			
Trade and other receivables, net of prepayments	156,436	-	156,436
Derivative assets	-	358	358
Cash and cash equivalents	20,420	-	20,420
	176,856	358	177,214
	<b>Other financial liabilities RM'000</b>	<b>Fair value through profit or loss RM'000</b>	<b>Total RM'000</b>
<b>Financial liabilities</b>			
Borrowings	266,281	-	266,281
Trade and other payables	33,680	-	33,680
Derivative liabilities	-	39	39
	299,961	39	300,000
<b>Group</b>	<b>Loans and receivables RM'000</b>	<b>Fair value through profit or loss RM'000</b>	<b>Total RM'000</b>
<b>2012</b>			
<b>Financial assets</b>			
Trade and other receivables, net of prepayments	165,365	-	165,365
Derivative assets	-	21	21
Cash and cash equivalents	17,799	-	17,799
	183,164	21	183,185
	<b>Other financial liabilities RM'000</b>	<b>Fair value through profit or loss RM'000</b>	<b>Total RM'000</b>
<b>Financial liabilities</b>			
Borrowings	257,759	-	257,759
Trade and other payables	47,089	-	47,089
Derivative liabilities	-	25	25
	304,848	25	304,873



31 DECEMBER 2013 (cont'd)

## 31. FINANCIAL INSTRUMENTS (cont'd)

### (b) Financial instruments (cont'd)

#### Company

<b>Loans and receivables</b>	<b>2013 RM'000</b>	<b>2012 RM'000</b>
<b>Financial assets</b>		
Trade and other receivables, net of prepayments	4,223	2,706
Cash and cash equivalents	2,432	2,565
	6,655	5,271
<b>Other financial liabilities</b>		
<b>Financial liabilities</b>		
Borrowings	64,522	66,688
Trade and other payables	11,713	11,215
	76,235	77,903

### (c) Methods and assumptions used to estimate fair value

The fair values of financial assets and financial liabilities are determined as follows:

- (i) Financial instruments that are not carried at fair value and whose carrying amounts are a reasonable approximation of fair value

The carrying amounts of financial assets and liabilities, such as trade and other receivables, trade and other payables and borrowings, are reasonable approximation of fair value, either due to their short-term nature or that they are floating rate instruments that are re-priced to market interest rates on or near the end of the reporting period.

The carrying amounts of the current position of borrowings are reasonable approximations of fair values due to the insignificant impact of discounting.

The fair value of these borrowings has been determined using discounted cash flows technique. The discount rates used are based on the current market rate available for similar borrowings.

- (ii) Obligations under finance lease

The fair value of these financial instruments are estimated by discounting expected future cash flows at market incremental lending rate for similar types of lending, borrowing or leasing arrangements at the end of each reporting period.

- (iii) Derivatives

The fair value of forward foreign exchange contracts is determined using forward exchange market rates at the end of the financial year.

The fair value of a forward foreign exchange contract is the amount that would be payable or receivable upon termination of the outstanding position arising and is determined by reference to the difference between the contracted rate and the forward exchange rate as at the end of the reporting period applied to a contract of similar amount and maturity profile.



31 DECEMBER 2013 (cont'd)

**31. FINANCIAL INSTRUMENTS (cont'd)**

**(c) Methods and assumptions used to estimate fair value (cont'd)**

(iv) Financial guarantee

The Group and the Company provide corporate guarantees to financial institutions for banking facilities, corporate guarantee given to a third party in respect of sales of good to a subsidiary and letter of credit. The fair value of such financial corporate guarantees is negligible as the probability of the Group defaulting on the financial facilities and repayment to the supplier is remote.

**(d) Fair value hierarchy**

Level 1 fair value measurements are those derived from quoted prices (unadjusted) in active markets for identical assets or liabilities.

Level 2 fair value measurements are those derived from inputs other than quoted prices included within Level 1 that are observable for the asset or liability, either directly (i.e. as prices) or indirectly (i.e. derived from prices).

Level 3 fair value measurements are those derived from inputs for the asset or liability that are not based on observable market data (unobservable inputs).





31 DECEMBER 2013 (cont'd)

**31. FINANCIAL INSTRUMENTS (cont'd)**

**(d) Fair value hierarchy (cont'd)**

The following tables set out the financial instruments carried at fair value after initial recognition and those not carried at fair value for which fair value is disclosed, together with their fair values and carrying amounts shown in the statement of financial position.

	Fair value of financial instruments carried at fair value			Fair value of financial instruments not carried at fair value			Total fair value	Carrying amount
	Level 1 RM'000	Level 2 RM'000	Level 3 RM'000	Level 1 RM'000	Level 2 RM'000	Level 3 RM'000		
<b>2013</b>								
<b>Group</b>								
<b>Financial assets</b>								
<b>Financial assets at fair value through profit or loss</b>								
- Forward currency contracts	-	-	358	-	-	-	358	358
<b>2012</b>								
<b>Group</b>								
<b>Financial assets</b>								
<b>Financial assets at fair value through profit or loss</b>								
- Forward currency contracts	-	-	21	-	-	-	21	21



31 DECEMBER 2013 (cont'd)

**31. FINANCIAL INSTRUMENTS (cont'd)****(d) Fair value hierarchy (cont'd)**

The following tables set out the financial instruments carried at fair value after initial recognition and those not carried at fair value for which fair value is disclosed, together with their fair values and carrying amounts shown in the statement of financial position (cont'd).

	Fair value of financial instruments carried at fair value			Fair value of financial instruments not carried at fair value			Total fair value		Carrying amount RM'000
	Level 1 RM'000	Level 2 RM'000	Level 3 RM'000	Level 1 RM'000	Level 2 RM'000	Level 3 RM'000	Total RM'000	Total RM'000	
<b>2013 Group</b>									
<b>Financial liabilities</b>									
<b>Financial liabilities at fair value through profit or loss</b>									
- Forward currency contracts	-	-	39	-	-	-	39	-	39
<b>Other financial liabilities</b>									
- Term loans	-	-	-	-	580	-	580	580	580
- Hire purchase liabilities	-	-	-	-	5,007	-	5,007	5,007	5,250
	-	-	-	-	5,587	-	5,587	5,587	5,830
<b>Unrecognised financial liabilities</b>									
- Contingent liabilities	-	-	-	-	-	#	#	#	-

# The Directors are of the view that the chances of the financial institutions to call upon the corporate guarantees are remote.



31 DECEMBER 2013 (cont'd)

### 31. FINANCIAL INSTRUMENTS (cont'd)

#### (d) Fair value hierarchy (cont'd)

The following tables set out the financial instruments carried at fair value after initial recognition and those not carried at fair value for which fair value is disclosed, together with their fair values and carrying amounts shown in the statement of financial position (cont'd).

2013 Company	Fair value of financial instruments carried at fair value			Fair value of financial instruments not carried at fair value			Total fair value RM'000	Carrying amount RM'000
	Level 1	Level 2	Level 3	Level 1	Level 2	Level 3		
	RM'000	RM'000	RM'000	RM'000	RM'000	RM'000		
<b>Financial liabilities</b>								
<b>Other financial liabilities</b>								
- Term loans	-	-	-	-	580	-	580	580
- Hire purchase liabilities	-	-	-	-	343	-	343	351
	-	-	-	-	923	-	923	931
<b>Unrecognised financial liabilities</b>								
- Contingent liabilities	-	-	-	-	-	#	#	-

# The Directors are of the view that the chances of the financial institutions to call upon the corporate guarantees are remote.



31 DECEMBER 2013 (cont'd)

**31. FINANCIAL INSTRUMENTS (cont'd)**  
**(d) Fair value hierarchy (cont'd)**

The following tables set out the financial instruments carried at fair value after initial recognition and those not carried at fair value for which fair value is disclosed, together with their fair values and carrying amounts shown in the statement of financial position (cont'd).

2012 Group	Fair value of financial instruments carried at fair value			Fair value of financial instruments not carried at fair value			Total fair value RM'000	Carrying amount RM'000
	Level 1 RM'000	Level 2 RM'000	Level 3 RM'000	Level 1 RM'000	Level 2 RM'000	Level 3 RM'000		
<b>Financial liabilities</b>								
<b>Financial liabilities at fair value through profit or loss</b>								
- Forward currency contracts	-	-	25	-	-	-	25	25
<b>Other financial liabilities</b>								
- Term loans	-	-	-	-	2,920	-	2,920	2,773
- Hire purchase liabilities	-	-	-	-	5,200	-	5,200	5,497
	-	-	-	-	8,120	-	8,120	8,270
<b>Unrecognised financial liabilities</b>								
- Contingent liabilities	-	-	-	-	-	#	#	-

# The Directors are of the view that the chances of the financial institutions to call upon the corporate guarantees are remote.



31 DECEMBER 2013 (cont'd)

### 31. FINANCIAL INSTRUMENTS (cont'd)

#### (d) Fair value hierarchy (cont'd)

The following tables set out the financial instruments carried at fair value after initial recognition and those not carried at fair value for which fair value is disclosed, together with their fair values and carrying amounts shown in the statement of financial position (cont'd).

2012 Company	Fair value of financial instruments carried at fair value			Fair value of financial instruments not carried at fair value			Total fair value		Carrying amount RM'000
	Level 1	Level 2	Level 3	Level 1	Level 2	Level 3	Total	Total	
	RM'000	RM'000	RM'000	RM'000	RM'000	RM'000	RM'000	RM'000	
<b>Financial liabilities</b>									
<b>Other financial liabilities</b>									
- Term loans	-	-	-	-	2,920	-	-	2,920	2,773
- Hire purchase liabilities	-	-	-	-	457	-	-	457	466
	-	-	-	-	3,377	-	-	3,377	3,239
<b>Unrecognised financial liabilities</b>									
- Contingent liabilities	-	-	-	-	-	#	#	#	-

# The Directors are of the view that the chances of the financial institutions to call upon the corporate guarantees are remote.



31 DECEMBER 2013 (cont'd)

**31. FINANCIAL INSTRUMENTS (cont'd)**

(e) The following table shows a reconciliation of Level 3 fair values:

	Group	
	2013 RM'000	2012 RM'000
<b>Financial assets</b>		
Balance as at 1 January	21	173
Gains and losses recognised in profit or loss		
- Other expenses (unrealised)	358	21
- Other expenses (realised)	(21)	(173)
	358	21
Balance as at 31 December	358	21
<b>Financial liabilities</b>		
Balance as at 1 January	25	26
Gains and losses recognised in profit or loss		
- Other expenses (unrealised)	39	25
- Other expenses (realised)	(25)	(26)
	39	25
Balance as at 31 December	39	25

(f) The following table shows the sensitivity analysis for the Level 3 fair value measurements.

	Group	
	2013 RM'000	2012 RM'000
<b>Profit after tax</b>		
Foreign currency rate		
- Increase by 3% (2012: 3%)	283	593
- Decrease by 3% (2012: 3%)	(283)	(593)
	283	593
	(283)	(593)

(g) The Group has established policies and procedures in respect of the measurement of fair values of financial instruments. Management regularly reviews significant unobservable inputs and valuation adjustments.

**32. FINANCIAL RISK MANAGEMENT OBJECTIVES AND POLICIES**

The financial risk management objective of the Group is to optimise value creation for shareholders whilst minimising the potential adverse impact arising from credit risk, liquidity risk and cash flow risk, interest rate risk and foreign currency risk.

Financial risk management is carried out through risk review programmes, internal control systems and adherence to the Group financial risk management policies. The Board regularly reviews these risks and approves such policies that cover the management of these risks. The exposure of the Group to financial risks and the management of its related exposures are as follows:

**(i) Credit risk**

Cash deposits and trade receivables could give rise to credit risk which requires the loss to be recognised if a counter party fails to perform as contracted. In order to manage this risk, it is the policy of the Group to monitor the financial standing of these counter parties on an ongoing basis to ensure that the Group is exposed to minimal credit risk.

The primary exposure of the Group to credit risk arises through its trade receivables. The trading terms of the Group with its customers are mainly on credit. The credit period is generally for a period of 30 days, extending up to 120 days for major customers. Each customer has a maximum credit limit and the Group seeks to minimise and monitor the credit risk via strictly limiting its associations to business customers with high creditworthiness. Trade receivables are monitored on an ongoing basis through the management reporting procedures of the Group.



31 DECEMBER 2013 (cont'd)

## 32. FINANCIAL RISK MANAGEMENT OBJECTIVES AND POLICIES (cont'd)

### (i) Credit risk (cont'd)

#### Exposure to credit risk

At the end of each reporting period, the maximum exposure of the Group and of the Company to credit risk is represented by the carrying amount of each class of financial assets recognised in the statements of financial position, including derivatives with positive fair values.

Information regarding trade and other receivables is disclosed in Note 15 to the financial statements. The Group does not have any significant concentration of credit risk related to any individual customers or counterparty, except that the Company has significant exposure in respect of amounts owing by subsidiaries as at the end of the reporting period.

#### Financial assets that are neither past due nor impaired

Information regarding trade and other receivables that are neither past due nor impaired is disclosed in Note 15 to the financial statements. In respect of the cash and bank balances placed with major financial institutions, the Directors believe the possibility of non-performance by these financial institutions is remote on the basis of their financial strength.

#### Financial assets that are either past due or impaired

Information regarding financial assets that are either past due or impaired is disclosed in Note 15 to the financial statements.

### (ii) Liquidity and cash flow risk

The Group actively manages its debt maturity profile, operating cash flows and the availability of funding so as to ensure that all operating, investing and financing needs are met. In executing its liquidity risk management strategy, the Group measures and forecasts its cash commitments and maintains a level of cash and cash equivalents deemed adequate to finance the activities of the Group.

Prudent liquidity risk management is applied by maintaining sufficient cash and the availability of funding through an adequate amount of committed credit facilities. The Group aims at maintaining the flexibility in funding by keeping committed credit lines available.

The table below summarises the maturity profile of the liabilities of the Group and of the Company at the end of each reporting period based on contractual undiscounted repayment obligations:

2013	On demand or within one year RM'000	One to five years RM'000	Over five years RM'000	Total RM'000
<b>Group</b>				
<b>Financial liabilities</b>				
Borrowings	242,676	28,471	478	271,625
Trade and other payables	33,680	-	-	33,680
Derivatives liabilities	39	-	-	39
Total undiscounted financial liabilities	276,395	28,471	478	305,344
<b>Company</b>				
<b>Financial liabilities</b>				
Borrowings	45,490	23,167	478	69,135
Trade and other payables	11,713	-	-	11,713
Total undiscounted financial liabilities	57,203	23,167	478	80,848





31 DECEMBER 2013 (cont'd)

**32. FINANCIAL RISK MANAGEMENT OBJECTIVES AND POLICIES (cont'd)****(ii) Liquidity and cash flow risk (cont'd)**

The table below summarises the maturity profile of the liabilities of the Group and of the Company at the end of each reporting period based on contractual undiscounted repayment obligations (cont'd):

<b>2012</b>	<b>On demand or within one year RM'000</b>	<b>One to five years RM'000</b>	<b>Over five years RM'000</b>	<b>Total RM'000</b>
<b>Group</b>				
<b>Financial liabilities</b>				
Borrowings	226,982	29,736	6,210	262,928
Trade and other payables	47,089	-	-	47,089
Derivatives liabilities	25	-	-	25
	<hr/>	<hr/>	<hr/>	<hr/>
Total undiscounted financial liabilities	274,096	29,736	6,210	310,042
	<hr/>	<hr/>	<hr/>	<hr/>
<b>Company</b>				
<b>Financial liabilities</b>				
Borrowings	41,205	23,886	6,210	71,301
Trade and other payables	11,215	-	-	11,215
	<hr/>	<hr/>	<hr/>	<hr/>
Total undiscounted financial liabilities	52,420	23,886	6,210	82,516
	<hr/>	<hr/>	<hr/>	<hr/>

**(iii) Interest rate risk**

Interest rate risk is the risk that the fair value or future cash flows of the financial instruments of the Group and of the Company would fluctuate because of changes in market interest rates.

The income and operating cash flows of the Group are independent of changes in market interest rates. Interest rate exposure arises mainly from the bank borrowings of the Group and is managed through effective negotiation with financial institutions for best available rates.

Sensitivity analysis for interest rate risk**Group**

As at 31 December 2013, if interest rates at the date had been 100 basis points lower with all variables held constant, post-tax profit for the year would have been RM1,947,000 (2012: RM1,856,000) higher, arising mainly as a result of lower interest expense on bank borrowings. If interest rates had been 100 basis points higher with all variables held constant, post-tax profit would have been RM1,947,000 (2012: RM1,856,000) lower. The assumed movement in basis points for interest rate sensitivity analysis is based on the currently observable market environment.

**Company**

As at 31 December 2013, if interest rates at the date had been 100 basis points lower with all variables held constant, post-tax profit for the year would have been RM470,000 (2012: RM466,000) higher, arising mainly as a result of lower interest expense on bank borrowings. If interest rates had been 100 basis points higher with all variables held constant, post-tax profit would have been RM470,000 (2012: RM466,000) lower. The assumed movement in basis points for interest rate sensitivity analysis is based on the currently observable market environment.



31 DECEMBER 2013 (cont'd)

### 32. FINANCIAL RISK MANAGEMENT OBJECTIVES AND POLICIES (cont'd)

#### (iii) Interest rate risk (cont'd)

The following tables set out the carrying amounts, the weighted average effective interest rates ("WAEIR") as at the end of the reporting period and the remaining maturities of the Group's and the Company's financial instruments that are exposed to interest rate risk:

Group	WAEIR %	As at 31 December 2013					Total RM'000
		Within 1 year RM'000	1 - 2 years RM'000	2 - 3 years RM'000	3 - 4 years RM'000	4 - 5 years RM'000	
<b>Fixed rate</b>							
Fixed deposits with licensed banks	0.30	604	-	-	-	-	604
Hire purchase liabilities	5.48	(1,495)	(1,420)	(1,373)	(924)	(38)	(5,250)
Term loan	8.00	(580)	-	-	-	-	(580)
<b>Floating rate</b>							
Fixed deposits with licensed banks	2.14	794	-	-	-	-	794
Bank overdrafts	7.44	(1,259)	-	-	-	-	(1,259)
Trade financing	4.43	(184,822)	-	-	-	-	(184,822)
Revolving credits	4.73	(48,000)	-	-	-	-	(48,000)
Term loans	6.78	(4,620)	(4,940)	(5,284)	(5,551)	(478)	(26,370)
<b>Company</b>							
<b>Fixed rate</b>							
Fixed deposits with licensed banks	0.30	604	-	-	-	-	604
Hire purchase liabilities	4.71	(121)	(127)	(103)	-	-	(351)
Term loan	8.00	(580)	-	-	-	-	(580)
<b>Floating rate</b>							
Amount owing by subsidiaries	6.77	4,145	-	-	-	-	4,145
Amount owing to subsidiaries	4.78	(4,310)	-	-	-	-	(4,310)
Bank overdrafts	7.82	(39)	-	-	-	-	(39)
Revolving credits	5.37	(39,000)	-	-	-	-	(39,000)
Term loan	6.85	(4,180)	(4,475)	(4,792)	(5,130)	(478)	(24,552)



31 DECEMBER 2013 (cont'd)

## 32. FINANCIAL RISK MANAGEMENT OBJECTIVES AND POLICIES (cont'd)

## (iii) Interest rate risk (cont'd)

The following tables set out the carrying amounts, the weighted average effective interest rates ("WAEIR") as at the end of the reporting period and the remaining maturities of the Group's and the Company's financial instruments that are exposed to interest rate risk (cont'd):

Group	WAEIR %	As at 31 December 2012					Total RM'000
		Within 1 year RM'000	1 - 2 years RM'000	2 - 3 years RM'000	3 - 4 years RM'000	4 - 5 years RM'000	
<b>Fixed rate</b>							
Fixed deposits with licensed banks	2.25	105	-	-	-	-	105
Hire purchase liabilities	5.65	(1,670)	(1,181)	(1,072)	(1,018)	(556)	(5,497)
Term loan	8.00	(2,193)	(580)	-	-	-	(2,773)
<b>Floating rate</b>							
Fixed deposits with licensed banks	5.34	1,562	-	-	-	-	1,562
Bank overdrafts	7.43	(2,392)	-	-	-	-	(2,392)
Trade financing	4.43	(172,152)	-	-	-	-	(172,152)
Revolving credits	4.74	(41,500)	-	-	-	-	(41,500)
Term loans	5.72	(7,075)	(4,620)	(4,941)	(5,284)	(5,551)	(33,445)
<b>Company</b>							
<b>Fixed rate</b>							
Fixed deposits with licensed banks	2.25	105	-	-	-	-	105
Amount owing to subsidiaries	4.36	(7,545)	-	-	-	-	(7,545)
Hire purchase liabilities	4.71	(115)	(121)	(127)	(103)	-	(466)
Term loan	8.00	(2,193)	(580)	-	-	-	(2,773)
<b>Floating rate</b>							
Fixed deposits with licensed banks	2.40	997	-	-	-	-	997
Amount owing by subsidiaries	6.87	2,639	-	-	-	-	2,639
Bank overdrafts	7.85	(632)	-	-	-	-	(632)
Revolving credits	5.40	(31,500)	-	-	-	-	(31,500)
Term loan	6.60	(6,451)	(4,180)	(4,475)	(4,792)	(5,131)	(31,003)



31 DECEMBER 2013 (cont'd)

## 32. FINANCIAL RISK MANAGEMENT OBJECTIVES AND POLICIES (cont'd)

### (iv) Foreign currency risk

Foreign currency risk is the risk that the fair value or future cash flows of a financial instrument would fluctuate because of changes in foreign exchange rates.

Transactional currency exposures mainly arise from transactions that are denominated in currencies other than functional currencies of the operating entities.

The Group also holds cash and cash equivalents denominated in foreign currency for working capital purposes. At the end of each reporting period, such foreign currency balances amount to RM399,000 (2012: RM915,000) for the Group.

Transactional currency exposures of the Group mainly arise from transactions entered into by subsidiaries in currencies other than their functional currencies. The Group enters into forward foreign currency contracts for its foreign currency exposures and the management monitors these exposures on an ongoing basis.

During the financial year, the Group entered into foreign currency forward contracts to manage exposures to currency risk for trade receivables and trade payables which are denominated in currencies other than the functional currency of the Group.

The notional amount and maturity date of the forward foreign exchange contracts outstanding as at 31 December 2013 are as follows:

	Currency	Contract amount in foreign currency '000	RM'000 equivalent	Maturities within
<b>31 December 2013</b>				
Forward contracts Used to hedge trade receivables	USD	1,085	3,506	Three (3) months
Forward contracts Used to hedge trade receivables	SGD	42	110	Three (3) months
Forward contracts Used to hedge trade payables	YEN	9,752	306	One (1) month
Forward contracts Used to hedge trade payables	USD	4,817	15,553	Three (3) months
<b>31 December 2012</b>				
Forward contracts Used to hedge trade receivables	USD	499	1,531	Two (2) months
Forward contracts Used to hedge trade receivables	GBP	45	220	One (1) month
Forward contracts Used to hedge trade receivables	SGD	47	118	Three (3) months
Forward contracts Used to hedge trade payables	USD	8,323	25,660	Three (3) months



31 DECEMBER 2013 (cont'd)

**32. FINANCIAL RISK MANAGEMENT OBJECTIVES AND POLICIES (cont'd)****(iv) Foreign currency risk (cont'd)**Sensitivity analysis for foreign currency risk

The following table demonstrates the sensitivity analysis of the Group's profit after tax to a reasonably possible change in US Dollar ('USD'), Singapore Dollar ('SGD'), Great Britain Pound ('GBP'), Indonesian Rupiah ('IDR'), Japanese Yen ('YEN') and Euro ('EUR') exchange rates against the respective functional currencies of the Group entities, with all other variables held constant.

		<b>Group</b>	
		<b>2013</b>	<b>2012</b>
		<b>RM'000</b>	<b>RM'000</b>
		<b>Profit after</b>	<b>Profit after</b>
		<b>tax</b>	<b>tax</b>
USD	- strengthen by 3%	-23	+12
	- weaken by 3%	+23	-12
SGD	- strengthen by 3%	+10	-9
	- weaken by 3%	-10	+9
GBP	- strengthen by 3%	-	+5
	- weaken by 3%	-	-5
IDR	- strengthen by 3%	-	+4
	- weaken by 3%	-	-4
YEN	- strengthen by 3%	-7	-5
	- weaken by 3%	+7	+5
EUR	- strengthen by 3%	-12	-9
	- weaken by 3%	+12	+9

**33. SIGNIFICANT EVENT DURING THE FINANCIAL YEAR**

On 21 November 2013, the Company announced the proposed establishment of an Employees' Share Option Scheme ('ESOS') of up to fifteen percent (15%) of the issued and paid-up share capital of the Company.

The proposal was approved by shareholders in an Extraordinary General Meeting held on 17 December 2013. As of the date of this report however, the ESOS is yet to be formalised and options have not been granted.



31 DECEMBER 2013 (cont'd)

## 34. SUPPLEMENTARY INFORMATION ON REALISED AND UNREALISED PROFITS OR LOSSES

The retained earnings as at the end of each reporting period may be analysed as follows:

	Group		Company	
	2013 RM'000	2012 RM'000	2013 RM'000	2012 RM'000
Total retained earnings of the Company and its subsidiaries:				
- Realised	104,519	97,579	22,011	25,981
- Unrealised	(4,208)	(3,701)	(627)	(637)
	<hr/> 100,311	<hr/> 93,878	<hr/> 21,384	<hr/> 25,344
Total share of retained earnings from an associate:				
- Realised	26,393	25,142	-	-
- Unrealised	(1,854)	(1,572)	-	-
	<hr/> 124,850	<hr/> 117,448	<hr/> 21,384	<hr/> 25,344
Less: Consolidation adjustments	(17,544)	(21,303)	-	-
Total retained earnings	<hr/> 107,306	<hr/> 96,145	<hr/> 21,384	<hr/> 25,344



## FOR YEAR ENDED 31 DECEMBER 2013

No.	Location	Tenure	Built-up Area	Year of Expiry	Description / Existing Use	Carrying Amount (RM'000)	Age of Building (years)	Date of Acquisition/ Revaluation
<b>PRESTAR RESOURCES BERHAD</b>								
1	GM 4895, Lot 1298 Mukim of Rawang, District of Gombak, Selangor Darul Ehsan	Freehold	588,793 sq ft	nil	Corporate office cum manufacturing site for subsidiaries	45,599	7 to 18	5 April 2001
2	Geran 86261, Lot 162 (Lot 39), Seksyen 19, Bandar Rawang, District of Gombak, Selangor Darul Ehsan	Freehold	80,384 sq ft	nil	Office cum manufacturing site for subsidiaries	6,352	20	26 May 1994
<b>PRESTAR MARKETING SDN BHD</b>								
1	Lot 17494, 8 1/2 Miles, Jalan Ipoh, Selayang Industrial Estate, 68100 Batu Caves, Selangor Darul Ehsan	Freehold	35,263 sq ft	nil	Corporate office cum warehouse	4,090	26	18 Nov 2009
2	Lot 1113, 65A, Jalan Perak, 10150 Penang	Freehold	2,904 sq ft	nil	Office cum warehouse	905	51	29 Dec 1993
<b>PRESTAR ENGINEERING SDN BHD</b>								
1	# PD Perdana Condominium Parcel 808, Held under Master Title H.S. (D) 14950, PT No. 99, Pekan Telok Kemang, Daerah Port Dickson, Negeri Sembilan	Freehold	750 sq ft	nil	Vacant	54	15	5 June 2000
2	# Parcel No. M2-L2-1D Tuanku Jaafar Golf & country Resort under Master Title H.S.(D) 99111 for PT No. 18519 Mukim of Ampangan, District of Seremban, State of Negeri Sembilan	Freehold	898 sq ft	nil	Vacant	@168	13	4 Feb 2004
<b>TASHIN STEEL SDN BHD</b>								
1	Plot 40, Lorong Perusahaan Maju 7, Kawasan Perusahaan 4, 13600 Prai	60 yrs Leasehold *(38 years)	152,835 sq ft	2052	Office cum manufacturing site for Tashin Steel Sdn Bhd	7,823	15	8 Aug 2000
2	Plot 39, Lorong Perusahaan Maju 7, Kawasan Perusahaan 4, 13600 Prai	60 yrs Leasehold *(38 years)	127,872 sq ft	2052	Manufacturing site for Tashin Steel Sdn Bhd	14,567	6	17 Aug 2005
3	F 01-08, Taman Pelangi, Bukit Tengah, 13600 Perai, Penang	Leasehold 99 yrs *(87 years)	500 sq ft	2092	Hostel	46	12	23 Apr 2008
4	H.S.(D) 15736, PT No. 2634, Mukim 13, Daerah Timor Laut, Pulau Pinang	Freehold	7,319 sq ft	nil	Vacant Land	4,767	n/a	30 Nov 2011
<b>PRESTAR INDUSTRIES (VIETNAM) CO., LTD</b>								
1	Lot CN7 - 1,2,3 adjacent to Road N5, Song Than III Industrial Zone, Tan Vinh Hiep Commune, Tan Uyen District, Binh Duong Province, Vietnam	49 yrs (lease) *(42 years)	Land area (48,290 m2)	2055	Manufacturing site cum office for Prestar Industries (Vietnam) Co., Ltd	7,690	6	12 Apr 2007

\* Balance of Leasehold Tenure

# Acquired through Debt settlement arrangement from various delinquent debtors

@ This amount has been fully impaired in view of ownership claim unresolved





## AS AT 2 MAY 2014

Authorised Share Capital	:	RM200,000,000.00
Issued and Paid-Up Share Capital	:	RM90,490,450.00 comprising 180,980,900 ordinary shares of RM0.50 each
Class of Shares	:	Ordinary shares of RM0.50 each
Number of Shareholders	:	3,726
Voting Rights	:	One (1) vote per shareholder on a show of hands One (1) vote per ordinary share on a poll

### SUBSTANTIAL SHAREHOLDERS ACCORDING TO THE REGISTER OF SUBSTANTIAL SHAREHOLDERS

Substantial Shareholders	Direct	No. of Shares Held		%
		%	Indirect	
Fabulous Essence Sdn. Bhd.	50,610,000	29.08	-	-
Toh Yew Keat	3,296,717	1.89	<sup>(1)</sup> 63,153,000	36.28
Dato' Toh Yew Peng	5,417,896	3.11	<sup>(1)</sup> 63,153,000	36.28
Toh Yew Kar	2,472,276	1.42	<sup>(1)</sup> 63,153,000	36.28
Toh Yew Chin	2,472,276	1.42	<sup>(1)</sup> 63,153,000	36.28
Toh Yew Keong	2,678,299	1.54	<sup>(1)</sup> 63,153,000	36.28
Toh Yew Seng	2,266,252	1.30	<sup>(1)</sup> 63,153,000	36.28
Toh Poh Khuan	2,060,230	1.18	<sup>(1)</sup> 63,153,000	36.28
Y. K. Toh Property Sdn. Bhd.	12,543,000	7.21	-	-
Soh Tik Siew	10,917,700	6.27	-	-
Andy Toh Jin Hong	-	-	<sup>(1)</sup> 63,153,000	36.28
Ian Toh Jin Hu	-	-	<sup>(1)</sup> 63,153,000	36.28

**Note:**

<sup>(1)</sup> Deemed interested by virtue of their respective substantial shareholdings in Fabulous Essence Sdn. Bhd. and Y. K. Toh Property Sdn. Bhd.

### ANALYSIS OF SHAREHOLDINGS

Size of Shareholdings	No. of Shareholders	% of Shareholders	No. of Shares Held	% of Issued Capital
1 – 99	20	0.54	696	0.00
100 – 1,000	222	5.96	191,460	0.11
1,001 – 10,000	2,407	64.60	12,719,708	7.31
10,001 – 100,000	968	25.98	29,656,636	17.04
100,001 – 8,703,049 (*)	106	2.84	59,821,800	34.37
8,703,050 and above (**)	3	0.08	71,670,700	41.18
<b>Total</b>	<b>3,726</b>	<b>100.00</b>	<b>174,061,000</b>	<b>100.00</b>

**REMARKS:**

\* Less than 5% of Issued Shares

\*\* 5% and above of Issued Shares



AS AT 2 MAY 2014

## DIRECTORS' SHAREHOLDINGS ACCORDING TO THE REGISTER OF DIRECTORS' SHAREHOLDINGS

Directors	Nationality	-----Direct Interest-----		-----Indirect Interest-----	
		No. of shares held	%	No. of shares held	%
Toh Yew Keat	Malaysian	3,296,717	1.89	*63,153,000	36.28
Dato' Toh Yew Peng	Malaysian	5,417,896	3.11	*63,153,000	36.28
Toh Yew Kar	Malaysian	2,472,276	1.42	*63,153,000	36.28
Toh Yew Seng	Malaysian	2,266,252	1.30	*63,153,000	36.28
Toh Yew Chin	Malaysian	2,472,276	1.42	*63,153,000	36.28
Md. Nahar Bin Noordin	Malaysian	8,000,000	4.60	0	0
Tuan Haji Fadzlullah Shuhaimi Bin Salleh	Malaysian	0	0	0	0
Lou Swee You	Malaysian	0	0	0	0
Lim Cheang Nyok	Malaysian	0	0	0	0

## Notes:

\* Deemed interested by virtue of their respective substantial shareholdings in Fabulous Essence Sdn. Bhd. and Y. K. Toh Property Sdn. Bhd.

## THIRTY (30) LARGEST SHAREHOLDERS

No.	Shareholders	No. of Shares Held	Percentage (%)
1.	FABULOUS ESSENCE SDN. BHD.	48,210,000	27.70
2.	Y K TOH PROPERTY SDN. BHD.	12,543,000	7.21
3.	SOH TIK SIEW	10,917,700	6.27
4.	MD. NAHAR BIN NOORDIN	8,000,000	4.60
5.	RHB CAPITAL NOMINEES (TEMPATAN) SDN. BHD. (PLEDGED SECURITIES ACCOUNT FOR DATO' TOH YEW PENG)	4,120,796	2.37
6.	TOH YEW KEAT	3,296,717	1.89
7.	TOH YEW KEONG	2,678,299	1.54
8.	TOH YEW CHIN	2,472,276	1.42
9.	FABULOUS ESSENCE SDN. BHD.	2,400,000	1.38
10.	SOO CHEE MENG	2,282,200	1.31
11.	TOH YEW HOE	2,266,254	1.30
12.	TOH YEW SENG	2,266,252	1.30
13.	TOH POH KHUAN	2,060,230	1.18
14.	TOH YEW KAR	1,728,276	0.99
15.	RHB CAPITAL NOMINEES (TEMPATAN) SDN. BHD. (DATO' TOH YEW PENG)	1,297,100	0.75
16.	NG WEE TIEW @ NG WEE CHIEW	871,300	0.50
17.	CITIGROUP NOMINEES (ASING) SDN. BHD. (EXEMPT AN FOR OCBC SECURITIES PRIVATE LIMITED)	804,000	0.46
18.	TAY YING LIM @ TAY ENG LIM	768,800	0.44
19.	NG TENG SONG	748,800	0.43
20.	TOH YEW KAR	744,000	0.43
21.	TEE BON PENG	657,800	0.38
22.	MAYBANK SECURITIES NOMINEES (TEMPATAN) SDN. BHD. (PLEDGED SECURITIES ACCOUNT FOR TEH CHOONG WENG)	600,000	0.34
23.	HLB NOMINEES (TEMPATAN) SDN. BHD. (PLEDGED SECURITIES ACCOUNT FOR FRANCIS KONG @ KONG FEN SHIN)	592,100	0.34
24.	CIMSEC NOMINEES (TEMPATAN) SDN. BHD. (CIMB BANK FOR MAK NGIA NGIA @ MAK YOKE LUM)	586,100	0.34
25.	ONG HONG CHOO	584,000	0.34
26.	FAM KEAT HONG	532,000	0.31
27.	HENG KOK PUAN @ HENG KOK PWAN	512,000	0.29
28.	LIM CHOON TEIK	500,300	0.29
29.	AZMAN BIN AHMAD	500,000	0.29
30.	PUBLIC NOMINEES (TEMPATAN) SDN. BHD. (PLEDGED SECURITIES ACCOUNT FOR SIN HUAN KWANG)	500,000	0.29

**Note :** The analysis of shareholdings is based on the issued and paid-up capital of the Company after deducting 6,919,900 ordinary shares bought back by the Company and held as Treasury Shares as at 2 May 2014.

This page has been intentionally left blank

This page has been intentionally left blank

**PRESTAR RESOURCES BERHAD**

(Company No. 123066-A)

(Incorporated in Malaysia)

No. of Shares Held	CDS Account No.

**FORM OF PROXY**

\*I/We, ..... (NRIC/Passport No./Company No).....  
 (FULL NAME IN BLOCK CAPITALS)

of ..... being  
 (FULL ADDRESS)

a \*member/members of PRESTAR RESOURCES BERHAD, hereby appoint .....  
 (FULL NAME IN BLOCK CAPITALS)

NRIC/Passport No. .... of .....  
 (FULL ADDRESS)

or failing \*him/her, ..... NRIC/Passport No. .... of .....  
 (FULL NAME IN BLOCK CAPITALS) (FULL ADDRESS)

.....or failing \*him/her, the Chairman of the Meeting as \*my/our proxy to vote for \*me/us and on \*my/our behalf at the Twenty-Ninth Annual General Meeting of the Company to be held at Dewan Berjaya, Bukit Kiara Equestrian & Country Resort, Jalan Bukit Kiara, Off Jalan Damansara, 60000 Kuala Lumpur, Wilayah Persekutuan on Friday, 20 June 2014 at 10.00 a.m. or at any adjournment thereof.

The proxy is to vote on the business before the Meeting as indicated below (if no indication is given, the proxy will vote as he/she thinks fit or abstain from voting):

**AGENDA**

1.	To receive the Audited Financial Statements for the financial year ended 31 December 2013 together with the Reports of the Directors and the Auditors thereon.		
<b>No.</b>	<b>Resolutions</b>	<b>For</b>	<b>Against</b>
2.	To approve the declaration of the Final Single-Tier Dividend of 4.0% (2.0 sen per ordinary share) for the financial year ended 31 December 2013. (Resolution 1)		
3.	To sanction the payment of Directors' Fees. (Resolution 2)		
4(a).	To re-elect Mr. Toh Yew Keat in accordance with Article 105 of the Company's Articles of Association. (Resolution 3)		
4(b).	To re-elect Mr. Toh Yew Kar in accordance with Article 105 of the Company's Articles of Association. (Resolution 4)		
4(c).	To re-elect Mr. Toh Yew Seng in accordance with Article 105 of the Company's Articles of Association. (Resolution 5)		
5.	To pass the following resolution pursuant to Section 129(6) of the Companies Act, 1965 :- "That pursuant to Section 129(6) of the Companies Act, 1965, Mr. Lou Swee You who has attained the age of over seventy (70) years, be and is hereby re-appointed as Director of the Company and to hold office until the conclusion of the next Annual General Meeting. (Resolution 6)		
6.	To re-appoint Messrs. BDO as Auditors of the Company and to authorise the Directors to fix their remuneration. (Resolution 7)		
	<b>As Special Business :</b>		
7(a).	<u>Ordinary Resolution No. 1</u> - Authority to issue shares pursuant to Section 132D of the Companies Act, 1965. (Resolution 8)		
7(b).	<u>Ordinary Resolution No. 2</u> - Authority to renew the purchase of the Company's own shares. (Resolution 9)		
7(c).	<u>Ordinary Resolution No. 3</u> - Authority to renew the Shareholders' Mandate for Recurrent Related Party Transactions of a Revenue or Trading Nature. (Resolution 10)		
7(d).	<u>Ordinary Resolution No. 4</u> - To retain Tuan Haji Fadzlullah Shuhaimi Bin Salleh as an Independent Non-Executive Director. (Resolution 11)		
7(e).	<u>Ordinary Resolution No. 5</u> - To retain Mr. Lim Cheang Nyok as an Independent Non-Executive Director. (Resolution 12)		

\* Strike out whichever not applicable.

Signed this ..... day of ..... 2014

.....  
 Signature of Member/Common Seal

**Notes:**

- In respect of deposited securities, only members whose names appear in the Record of Depositors on 13 June 2014 ("General Meeting Record of Depositors") shall be eligible to attend the Meeting.
- A member entitled to attend and vote at the Meeting is entitled to appoint more than one (1) proxy to attend and vote in his stead [subject always to a maximum of two (2) proxies of each Meeting]. Where a member appoints more than one (1) proxy, the appointments shall be invalid unless he specifies the proportions of his shareholdings to be represented by each proxy.
- A proxy may but does not need to be a member of the Company and the provisions of Section 149 (1)(b) of the Companies Act, 1965 need not be complied with. Notwithstanding this, a member entitled to attend and vote at the Meeting is entitled to appoint any person as his proxy to attend and vote instead of the member at the Meeting. There shall be no restriction as to the qualification of the proxy. A proxy appointed to attend and vote at the Meeting shall have the same rights as the member to speak at the Meeting.
- In the case of a corporate member, the instrument appointing a proxy must be either under its common seal or under the hand of an officer or attorney duly authorised.
- Where a member of the Company is an exempt authorised nominee which holds ordinary shares in the Company for multiple beneficial owners in one securities account ("omnibus account"), there is no limit to the number of proxies which the exempt authorised nominee may appoint in respect of each omnibus account it holds.
- The instrument appointing a proxy must be deposited at the Company's Registered Office at Level 7, Menara Milenium, Jalan Damanlela, Pusat Bandar Damansara, Damansara Heights, 50490 Kuala Lumpur, Wilayah Persekutuan not less than 48 hours before the time for holding the Meeting or any adjournment thereof.

FOLD THIS FLAP FOR SEALING

---

FOLD HERE

---

Affix  
Stamp

**The Company Secretary  
PRESTAR RESOURCES BERHAD  
Level 7, Menara Milenium  
Jalan Damanlela  
Pusat Bandar Damansara  
Damansara Heights  
50490 Kuala Lumpur  
Malaysia**

FOLD HERE

---



**PRESTAR RESOURCES BERHAD**

(123066-A)

Level 7, Menara Milenium,  
Jalan Damanlela,  
Pusat Bandar Damansara,  
Damansara Heights,  
50490 Kuala Lumpur

† : 03 2084 9000

f : 03 2094 9940 / 2095 0292

**[www.prestar.com.my](http://www.prestar.com.my)**